

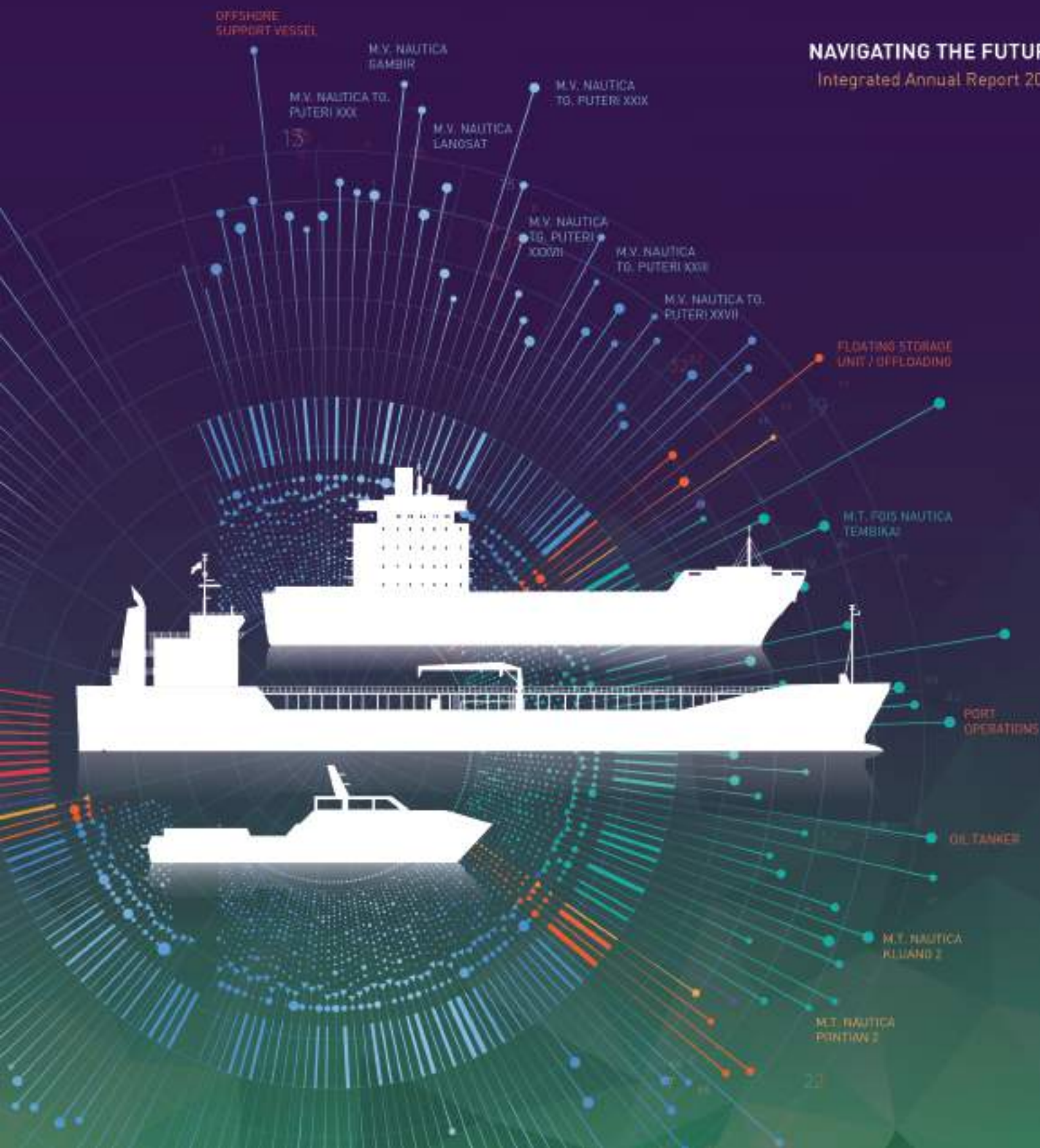


"The Shipping people"

E.A. TECHNIQUE (M) BERHAD
199301001779 (256516-W)

NAVIGATING THE FUTURE

Integrated Annual Report 2023



RATIONALE

The headline for the cover, Navigating The Future, is inspired by E.A. Technique's on-going efforts to shape a vibrant and profitable future by leveraging its existing fleet of vessels. On the cover, the silhouettes of the company's key vessels take center stage to highlight the size and stature of the company's maritime assets. In addition, the names of the company's vessels are proudly stated on the cover and they form the shape of a compass to symbolize the company's new direction as it advances ahead.



FEATURE IN THIS ANNUAL REPORT



The digital version of E.A. Technique (M) Berhad Integrated Annual Report 2023 is available on our website.

Go to <https://www.eatechnique.com.my/investorcentre/annualreport/> or scan the QR code with your smartphone.



Further information can also be found on our website:

www.eatechnique.com.my

30th

Annual General Meeting of E.A. Technique (M) Berhad

Venue : Key 2, Level 7, St. Giles Southkey Johor Bahru Hotel
Mid Valley Southkey
No. 1, Persiaran Southkey 1, Kota Southkey
80150 Johor Bahru, Johor, Malaysia

Date : Monday, 24 June 2024

Time : 12:00 pm



INSIDE THIS REPORT

OVERVIEW

Corporate Profile	2
Our Vision and Our Mission	2
Core Businesses	3
Our Fleet	4
Key Achievements and Milestones 2023	6
Media Highlight	10

PERFORMANCE REVIEW

5-Years Financial Highlights	12
Organisational Structure	13
Corporate Information	14

LEADERSHIP

Board of Directors	16
Board of Directors Profile	18
Company Secretaries	23
Management Team	24
Key Management Profile	26

CORPORATE OVERVIEW

Chairman's Statement	28
Management Discussion and Analysis	32
Sustainability Report	42
Calendar of Events 2023	87

GOVERNANCE

Statement of Corporate Governance	91
Directors' Statement on Risk Management and Internal Control	104
Audit Committee Report	108
Additional Compliance Information	110

CORPORATE DISCLOSURE

Financial Statements	111
List of Properties	176
Shareholdings Statistics	178
Notice of Annual General Meeting	180
Statement Accompanying Notice of 30th Annual General Meeting	185



CORPORATE PROFILE

E.A. TECHNIQUE (M) BERHAD (“E.A. TECHNIQUE”) WAS INCORPORATED IN MALAYSIA ON 18 JANUARY 1993 UNDER THE COMPANIES ACT 1965 AS A PRIVATE LIMITED COMPANY AS E.A. TECHNIQUE (M) SDN. BHD. IT WAS LISTED ON THE MAIN MARKET OF BURSA MALAYSIA ON 11 DECEMBER 2014.

E.A. Technique (M) Berhad is a local marine company that owns and operates marine vessels where our business is focused on marine transportation and offshore storage of oil & gas (“O&G”), and provision of port marine services.

Our involvement spans the chartering of various types of tankers for the transportation and offshore storage of O&G, marine tug vessels for the provision of port marine services, and Offshore Support Vessels (“OSV”)—specifically, fast crew boats facilitating the efficient transfer of personnel and light cargoes between shore and platform, platform and platform, and other offshore facilities.

As of 31 December 2023, our extensive portfolio comprises a total fleet of twenty-eight (28) marine vessels. This includes two (2) product tankers, one (1) Floating Storage & Offloading Unit (“FSU/FSO”), nine (9) OSVs, and sixteen (16) diverse marine vessels.

In line with our commitment to strengthen our position within the shipping and maritime industry, we expanded into shipbuilding, ship repair, and minor fabrication in 2007 through our subsidiary, Johor Shipyard and Engineering Sdn Bhd (“JSE”). Situated on a 20-acre expanse in Hutan Melintang, Perak. JSE has garnered acclaim as “Outstanding Ship Builder” by the Ministry of Transport in 2018. Additionally, it has been recognised among the top ten (10) best shipyards in Malaysia for the Petronas Offshore Safina Project.

Our wholly owned subsidiary, Libra Perfex Precision Sdn Bhd, plays a vital role by providing tugboats essential for the operations of Petronas Floating LNG (L) Ltd (“PFLNG”).

OUR VISION

To be the locally preferred service provider of Marine Services with a Global Vision

OUR MISSION

A local shipping company focuses and exemplifies attributes of:



Safety



Quality



Security Culture



Environment

CORE BUSINESSES



● Marine Transportation And Offshore Storage Of Oil & Gas

Our product tankers are used to transport refined petroleum products from oil refineries to end-users or to another refinery for further processing known as Clean Petroleum Products (“CPP”) e.g., kerosene (jet fuel), diesel and petrol (RON95 & RON97) and also Dirty Petroleum Products (“DPP”) such as fuel oil and crude oil.

FSU/FSO are typically used to support production platforms as an offshore Oil & Gas storage facility at brown fields.

We also operate Offshore Supply Vessels (“OSV”), namely fast crew boats, which are primarily used to transport personnel/light cargoes between shore and platform, platform and platform and other offshore facilities.



● Provision Of Port Marine Services

We are also engaged in the provision of port marine services for petrochemical and bulk & containerized ports in Malaysia.

The types of port marine services that we provide at the ports include, among others:

- Towing services comprising towing, pushing or maneuvering vessels; and
- Mooring services which involve securing a marine vessel to specially constructed fixtures such as piers, quays, wharfs, jetties, anchor buoys and mooring buoys.

We also provide dockside mooring services where we have mooring personnel to secure vessels to floating structures and fixtures at the wharf.



● Marine Engineering Services

Our marine engineering services are more focused to the shipbuilding and ship repair activities.

Our shipbuilding and ship repair activities serve as an internal supporting arm to our marine vessels.

- Shipbuilding: Some of the shipbuilding activities that we carry out include construction of hull and structure, installation of machinery, equipment and instruments, and various embedded systems on the deck of the vessel, painting, and coating, as well as testing and commissioning.
- Ship repair: Our ship repair utilizes the same facilities, equipment and skill set as shipbuilding. Our repair works involves inspection, replacement, modification, removal, installation, and cleaning.

We also undertake the minor fabrication of steel structures in our shipyard. The steel structures that we fabricate are mainly for marine vessels for example skids and piping systems.

OUR FLEET

Oil Tanker

- M.T. NAUTICA KLUANG 2
- M.T. NAUTICA PONTIAN 2



Port Operations

- M.V. NAUTICA TG. PUTERI I
- M.V. NAUTICA TG. PUTERI XI
- M.V. NAUTICA TG. PUTERI XII
- M.V. NAUTICA TG. PUTERI XV
- M.V. NAUTICA TG. PUTERI XVI
- M.V. NAUTICA TG. PUTERI XVII
- M.V. NAUTICA TG. PUTERI XVIII
- M.V. NAUTICA TG. PUTERI XIX
- M.V. NAUTICA TG. PUTERI XX
- M.V. NAUTICA TG. PUTERI XXI
- M.V. NAUTICA TG. PUTERI XXII
- M.V. NAUTICA TG. PUTERI XXIV
- M.V. NAUTICA TG. PUTERI XXV
- M.V. NAUTICA TG. PUTERI XXVI
- M.V. NAUTICA TG. PUTERI XXXVIII
- AMAL II





Offshore Support Vessel

- M.V. NAUTICA TG. PUTERI XXX
- M.V. NAUTICA GAMBIR
- M.V. NAUTICA LANGSAT
- M.V. NAUTICA AIR HITAM
- M.V. NAUTICA TG. PUTERI XXIII
- M.V. NAUTICA TG. PUTERI XXVII
- M.V. NAUTICA TG. PUTERI XXVIII
- M.V. NAUTICA TG. PUTERI XXIX
- M.V. NAUTICA TG. PUTERI XXXVII

Floating Storage Unit / Offloading (FSU/FSO)

- M.T. FOIS NAUTICA TEMBIKAI

KEY ACHIEVEMENTS AND MILESTONES 2023

1993

- Incorporation of E.A. Technique (M) Sdn Bhd, which was, involved in the provision of marine consultancy services.

1995

- Expanded business to include marine vessel operations. Acquired our first product tanker, Kaikura.
- Successfully registered with Petroliam Nasional Berhad ("PETRONAS") and Ministry of Finance ("MOF").

1997

- Secured our first contract with Petronas Dagangan Berhad ("PETRONAS Dagangan") for the time chartering of our product tanker namely M.T. Nautica Kluang (also known as Princess Sofea, disposed in 2018) for a period of five (5) year with the option to extend for one (1) additional year, which we have continually extended until end 2013.

1999

- Obtained an additional contract from PETRONAS Dagangan for the time chartering of product tankers.

2002

- Acquired a 3,042 deadweight tonnage ("DWT") product tanker, namely M.T. Nautica Mersing.

2003

- Ventured into the operation of Liquefied Petroleum Gas ("LPG") tankers with an acquisition of a LPG tanker, namely M.T. Nautica Segamat.

2004

- Secured a five (5)-years time charter contract for the time charter of our first LPG tanker, M.T. Nautica Segamat, which was disposed off upon completion of the contract duration.

- Obtained a contract for the time charter of two (2) harbour tugboats, namely M.V. Nautica Tg. Puteri I and M.V. Nautica Tg. Puteri II, thus marking our foray into the provision of port marine services.

2006

- Contracted out the design and construction of our first 5,500 DWT double hull product tanker, namely M.T. Nautica Johor Bahru, which was completed in 2008.

2007

- Sindora Berhad ("Sindora") acquired a 51% equity stake of our Company. Incorporated Johor Shipyard and Engineering Sdn Bhd ("JSE"), which is involved in shipbuilding, ship repair, and minor fabrication at a rented shipyard in Teluk Intan, Perak.
- Acquired a product tanker named M.T. Nautica Muar to service a time charter contract for a period of three (3) year with the option to extend for one (1) additional year. The vessel was subsequently converted into a FSU in 2013.
- Ventured into chartering of OSV to operators in the O&G industry in Malaysia.

2008

- Secured three (3) time charter contracts for three (3) units of 10,000 DWT double hull product tankers for a period of ten (10) years with the option to extend for three (3) additional years.
- Involved in the design and construction of our first 10,000 DWT double hull product tanker, namely M.T. Nautica Maharani through JSE. The vessel was completed and delivered in 2011.

2009

- We entered into the Subscription and Share Purchase Agreement ("SSPA") to acquire and subscribe an aggregate of approximately 29.9% equity stake in Orkim Sdn Bhd ("Orkim") and subsequently exercised our option to acquire an additional 1.1% in Orkim in 2011.

- Secured contract for the provision of port marine services incorporating mooring services, crew and time charter of two (2) mooring boats, namely M.V. Nautica Tg. Puteri VII and M.V. Nautica Tg. Puteri VIII for an O&G terminal in Malacca.

2010

- Secured a time charter contract for four (4) tugboats comprising two (2) utility boats and two (2) harbour tugboats which were subsequently completed in 2011 and 2012, respectively.
- Constructed four (4) tugboats via JSE.

2012

- JSE rented a 10-acre site at Hutan Melintang, Perak as the new location for our shipyard operations. Construction on the new shipyard, which is able to accommodate vessels up to, 10,000 DWT commenced in June 2013 and was completed in October 2013.
- Secured a time charter contract for our FSU. The contract commenced in 2013.
- Obtained a three (3) year contract for four (4) marine vessels for the provision at port marine services for the Sungai Udang LEKAS Regasification Project. Three (3) out of four (4) of the vessels are chartered in from third parties.
- Secured a three (3) year time charter contract for one (1) of our harbour tugboats.

2013

- Secured a one (1) year contract for the time charter of a pressurized LPG tanker. For the contract, we chartered a 3,728 DWT LPG tanker from an external party.
- Obtained a ten (10) year contract with an option for a two (2) year extension to construct and operate six (6) new harbour tugboats for Northport. During the interim two (2) years construction period, three (3) of our vessels with three (3) chartered in vessels from third parties are currently servicing the contract.
- We disposed our entire equity stake in Orkim in April 2013.

KEY ACHIEVEMENTS AND MILESTONES 2023

2014

- Secured a three (3) year contract for time charter of two (2) pressurized LPG tankers.
- Awarded a four (4) year contract with option to extend for an additional two (2) years from Vestigo Petroleum Sdn Bhd ("VPSB") for the operations of an FSO to service the Tembikai marginal oilfields.
- Acquired an oil tanker to be converted to a Floating Storage and Offloading ("FSO") unit to service the Tembikai marginal oilfields, namely M.T. FOIS Nautica Tembikai.
- Awarded an eighteen (18) month contract with the option to extend for an additional sixty (60) month via a back-to-back time charter party agreement with Libra Perflex Precision Sdn Bhd ("Libra") for the provision of tugboat services for the operation of a new floating gas liquefaction facility located offshore Sarawak.
- Received Letter of Award for the Provision of Engineering Procurement Construction, Installation and Commissioning ("EPCIC") of a Floating Storage and Offloading ("FSO") Facility Full Field Development ("FFD") Project, North Malay Basin valued at USD 191.8 million.

2015

- Secured a five (5) year bareboat charter contract with Classic Marine Sdn Bhd for the provision of one (1) unit fast support vessel.
- Signing of contract for the provision of the EPCIC of a FSO facility for FFD project, North Malay Basin. Delivery of M.T. FOIS Nautica Tembikai to Tembikai marginal oilfield for four (4) year contract with option to extend for an additional two (2) years.
- Secured contract for provision and operation of two (2) units of 40 tonnes bollard pull harbour tugboats for Kertih Port Sdn Bhd ("Kertih Port") provision of harbour tugboat cum support vessel for Petronas Penapisan (Terengganu) Sdn Bhd.

- Awarded contract for the provision and operation of two (2) units 60 tonnes bollard pull harbour tugboats, one (1) unit 40 tonnes bollard pull harbour tugboat and one (1) unit multipurpose mooring boat by Sungai Udang Port Sdn Bhd ("SUPSB").

2016

- Awarded a contract in December 2016 for a FCB with EMEPMI for the provision of one (1) 25 knots FCB to support EMEPMI crew change operations. The vessel "Nautica Tg. Puteri XXX" was delivered in January 2017 and hired for a primary period of seven (7) months with two (2) extension options of one (1) month each exercisable by EMEPMI.

2017

- Awarded with three (3) contract agreements in 2017, which these contracts were signed with Bintulu Port Sdn Bhd ("Bintulu Port") and EMEPMI.
- Hire of one (1) unit 60 tonnes bollard pull tugboat complete with crew for Bintulu Port on a call out basis – MSD/MOB/002/2017
- Hire of one (1) unit 60 tonnes bollard pull tugboat complete with crew for Bintulu Port on a call out basis – BHB-5/2/2017
- Provision of one (1) 25 knots FCB to support EMEPMI crew change operations.

2018

- Awarded contract for the provision of one (1) unit 60 tonnes bollard pull harbour tug by Berkat Petroleum Sdn Bhd ("Berkat Petroleum").
- Secured a short-term contract with EnQuest Petroleum Production Malaysia Ltd ("EnQuest") for the provision of replacement of one (1) unit FCB.
- Awarded contract by PMEPMI and EnQuest for provision and operation of two (2) units FCB 25 knots 60 pax.

- Awarded contract by Petronas Carigali Sdn Bhd ("PCSB") and EnQuest ("PETRONAS Pernapisan") for provision and operation of one (1) unit FCB 25 knots 70 pax.
- Delivery of M.V. Nautica Gambir and M.V. Nautica Langsat to serve contract with EMEPMI, PCSB and EnQuest.
- Awarded a short-term contract by KMZ Energy Sdn Bhd ("KMZ") for the provision of replacement of FCB to service PCSB.
- Awarded contract by PETRONAS for the supply and operation of two (2) units of harbour tugs for Kertih Port and one (1) unit of harbour tug for PETRONAS Penapisan.
- Secured contract for the provision and operation of one (1) unit of 40 tonne harbour tug, one (1) unit of mooring boat and one (1) unit of 60 tonne harbour tug for SUPSB.
- Secured contract for the provision and operation of one (1) unit of 60 tonne harbour tug No. 2 for SUPSB, Regasification Terminal ("RGT").

KEY ACHIEVEMENTS AND MILESTONES 2023

2019

- Awarded contract by PETRONAS for the supply and operation of two (2) units of 40 tonnes bollard pull harbor tugs for Kertih Port and one (1) unit of harbour tug cum support vessel for PETRONAS Penapisan. The Contract duration will be for a primary period of five (5) years with two (2) years extension options on annual basis (5+1+1) upon expiry thereof.
- Awarded contract for the provision and operation of one (1) unit of 40 tonnes bollard pull harbour tug, one (1) unit of multipurpose mooring boat and two (2) units of 60 tonnes bollard pull harbour tugs for SUPSB regasification RGT.

The Contract duration will be as follows:

For a primary period of two (2) years, effective 1 January 2019 until 31 December 2020 :

- One (1) unit of 40 Tonnes Bollard Pull Harbour Tug
- One (1) unit of Multipurpose Mooring Boat
- One (1) unit of 60 Tonnes Bollard Pull Harbour Tug No.1

For a primary period of six (6) months, effective 1 January 2019 until 30 June 2019 :

- One (1) unit of 60 Tonnes Bollard Pull Harbour Tug No.2
- Awarded contract with Petco Trading Labuan Company Limited ("PTLCL") for the provision of long-term time charter coastal vessel services of three (3) units of 9,000 DWT size vessel. The contract duration was for a primary period of five (5) years with five (5) extension options of one (1) year each upon expiry.
 - Awarded contract for Provision of Temporary Storage Tanker ("TST") including Station Keeping and Flexible Riser Tie in for Sepat Derisk and Early Production System ("DEPS") Project. The Contract duration was for a primary period of twelve (12) months with extension options of six (6) months from expiry date and a further six (6) months.

- Awarded contract by SUPSB vide Letter of Award dated 20 June 2019 for the Provision and Operation of One (1) unit 60 Tonnes Bollard Pull Harbour Tug No.2 for SUPSB, RGT. E.A. Technique used third party vessel Kejora 57 to serve the contract. The Contract duration was for a primary period of 1 year and 6 months with an extension option of 1 year.
- Awarded contract by Naka Bayu Sdn Bhd vide Letter of Award dated 1 August 2019 for the Provision for One (1) unit of Harbour Tug. The Contract duration was for a primary period of 1 year with an extension option of 1 year + 1 year based on vessel performance.
- VPSB has appointed E.A. Technique as the Ship Manager to operate FSU Nautica Muar at Bentara Field, Sarawak effective from 15 November 2019 until January 2021.
- VPSB has exercised firm two (2) years extension for FOIS Nautica Tembikai starting from 15 June 2019 to 14 June 2021.
- PETRONAS Floating LNG 1 (L) Ltd. ("PFLNG") has revised the Charter Period Term for vessel M.V. Nautica Tg. Puteri XXVII, M.V. Nautica Tg. Puteri XXVIII and M.V. Nautica Tg. Puteri XXIX. All three (3) vessels has commenced 3 years full term daily charter starting 28 November 2019 until 28 November 2022 instead of two (2) years daily charter.
- Awarded one (1) year contract of affreightment ("COA") by PT. AKR CORPORINDO, TBK for Nautica Renggam effective from January 2019.
- Awarded a short-term standby vessel contract by Petra Marine Sdn Bhd for provision of harbour tug 60BP for Banang crude lifting operation.
- Nautica Renggam has served one shipment for Felix Petroleum and the passage route covered from Singapore to Cambodia.
- Secured spot charter with MIDAS, Clearlake, Petro Ocean and Petron for Nautica Pagoh.
- PT. AKR CORPORINDO, TBK has exercised six (6) months extension for Nautica Renggam starting from 24 April 2020 until 17 October 2020.
- Naka Bayu Sdn Bhd has exercised firm one (1) year extension for Nautica Tg. Puteri XXXIII starting from 7 August 2020 to 6 August 2021.
- SUPSB has exercised firm three (3) years extension for Nautica Tg. Puteri XI, Nautica Tg. Puteri XII, Nautica Tg. Puteri XV and Nautica Tg. Puteri XVI starting from 1 August 2020 to 31 July 2023.
- SUPSB has exercised firm one (1) year extension for Nautica Tg. Puteri II, Nautica Tg. Puteri XVIII, Kejora 57 and Kejora 59 starting from 1 January 2021 to 31 December 2021.

2020

- Awarded contract by Kertih Por vide Letter of Award dated 9 March 2020 for the Term Contract of Mooring Boat and Mooring Crew. The contract duration was for a primary period of nine months.
- Awarded contract by Kertih Port vide Letter of Award dated 4 December 2020 for the Term Contract for Mooring Boat and Mooring Crew Services. The contract duration was for a primary period of four months.

2021

- Secured two (2) new contracts valued at RM22.26 million from SUPSB to provide and operate 40 tonne bollard pull harbour tugboat and a multipurpose mooring boat for the RGT operation. Both contracts are for primary period of five (5) years with three (3) extension options of one (1) year each.
- Awarded a short-term contract by PTLCL for provision of Clean Product Tanker for Nautica Renggam for PETCO operation. The contract duration was for a primary period of 6 months + 6 months extensions.
- VPSB has exercised two (2) years + two (2) years extension for FSU Nautica Tembikai vide Letter of Extension and Continuation of Contract dated 6 December 2020 and 13 September 2021.

KEY ACHIEVEMENTS AND MILESTONES 2023

- Nautica Tg. Puteri XXX has served Surya Nautica Sdn Bhd for 1 year contract as a Bareboat Charter starting 1 November 2021 until 31 October 2022.

2022

- Secured spot charter with PTLCL, PT AKR Corporindo, PT Sinar Alam and Vitol for Nautica Kluang2 and Nautica Pontian2 from March 2022 until December 2022
- Nautica Tg. Puteri XXX secured time charter contract with Petroship Sdn Bhd for the duration of 6 months from September 2022 to February 2023.
- Nautica Langsat and Nautica Gambir secured 1 year + 1 year Bareboat Contract with Saujana Marine Sdn Bhd.
- Awarded a new contract for five (5) years from SUPSB for one (1) unit of Harbour Tug. Nautica Tg. Puteri XXXVIII and one (1) unit of Mooring Boat Nautica Tg. Puteri XVIII.
- Secured 2 years + 2 years contract for Five (5) Tugboats namely Nautica Tg. Puteri XXVII, Nautica Tg. Puteri XXVIII, Nautica Tg. Puteri XXIX, Nautica Tg. Puteri XXIII and Nautica Tg. Puteri XXXVII through our wholly owned subsidiary, Libra from PFLNG. The Contract is for the three (3) units of provision of tugboat services and term contract for Emergency Standby Vessel ("ESV") services for package A1 and package A2.

2023

Tugboats

- Kertih Port has awarded an extension for three (3) tugboats Nautica Tg. Puteri I, Nautica Tg. Puteri XXIII and Nautica Tg. Puteri XVII under PETRONAS Penapisan. The contract is for the duration of two (2) years with yearly renewal commencing on 1 December 2023.
- Northport (Malaysia) Bhd has awarded an extension for two (2) tugboats Nautica Tg. Puteri XIX and Nautica Tg. Puteri XX for the duration of one (1) year. The contract commenced on 11 January 2024 and 28 January 2024 respectively.

- SUPSB has awarded two (2) new contracts for one (1) unit of 40 Tonnes Bollard Pull Utility Tug namely Nautica Tg. Puteri XV and one (1) unit of 25 Tonnes Bollard Pull Utility Tug namely Nautica Tg. Puteri XVI for a period of two (2) years with an option to extend for another period of one (1) year commencing 1 August 2023.
- PG Timur Sdn Bhd has awarded a new contract for two (2) tugboats namely Nautica Tg. Puteri XI and Nautica Tg. Puteri XII to support SUPSB commencing 13 October 2023 and 1 October 2023 for the duration of two (2) years + one (1) year.

Fast Crew Boats

- Nautica Gambir has secured two (2) spot contracts as follows:
 - i. T7 Global Berhad under their subsidiary, Tanjung Offshore Services Sdn Bhd has awarded a contract in relation to marine spread package for "Provision of Engineering, Preparation, Removal and Disposal ("EPRD") service for South Angsi Alpha ("SAA") Facilities Decommissioning Project for a period of 42 days +36 days.
 - ii. Marine Creation Sdn Bhd with end user EnQuest has awarded a contract for the Provision of EnQuest Drilling Activities. The duration of the contract is 5 months + 1 month + 1 month + 1 month.
- Nautica Langsat has secured three (3) spot contracts as follows:
 - i. Marine Creation Sdn Bhd via end user Vestigo Petroleum has awarded a spot contract for Larut Infill Drilling Project for the duration of 28 days.
 - ii. Dinastia Jati Sdn Bhd via Hibiscus Petroleum has awarded a spot contract to replace their Jati 3 for ILCT project. The contract duration was 37 days.

- iii. Marine Creation Sdn Bhd via end user Petronas Carigali Sdn Bhd ("Sarawak Assets") has awarded a spot contract for Bebola TA & Baram MSD Campaigns for the duration of 123 days + 258 days.
- Nautica Tg. Puteri XXX under bareboat contract with Kersani Nusantara Sdn Bhd commencing 1 November 2023 for the duration of 3 years.

MEDIA HIGHLIGHTS



Star 27 Feb 2023 The oil tanker EA Technique (EA Technique) has secured another extension to submit its registration plan to Bursa Securities.

The company's bid to extend its registration plan to submit its registration plan to Bursa Securities has been approved by Bursa Securities.

The company has previously secured a six-month extension until Aug 26 to submit its registration plan to Bursa Securities.

The company has previously secured a six-month extension until Aug 26 to submit its registration plan to Bursa Securities.



BURSA SECURITIES (Sept 4): Practice Note 17 (PN17) company EA Technique (M) Bhd (EA TECH) has secured another extension of its months to submit its registration plan.

The new deadline to submit its registration plan is Feb 23, 2024, said the oil tanker and port marine services provider in a course filing on Monday.

Bursa Securities had previously granted EA Tech a six-month extension until Aug 26 to submit



The Star 27 Feb 2023 EA TECH has secured another extension to submit its registration plan to Bursa Securities.

The company's bid to extend its registration plan to submit its registration plan to Bursa Securities has been approved by Bursa Securities.

The company has previously secured a six-month extension until Aug 26 to submit its registration plan to Bursa Securities.

The company has previously secured a six-month extension until Aug 26 to submit its registration plan to Bursa Securities.



The Star 27 Feb 2023 EA TECH has secured another extension to submit its registration plan to Bursa Securities.

The company's bid to extend its registration plan to submit its registration plan to Bursa Securities has been approved by Bursa Securities.

The company has previously secured a six-month extension until Aug 26 to submit its registration plan to Bursa Securities.

The company has previously secured a six-month extension until Aug 26 to submit its registration plan to Bursa Securities.

EA TECH announced that it had scrapped the registration plan it previously submitted to Bursa Securities in April.

The company's bid to extend its registration plan to submit its registration plan to Bursa Securities has been approved by Bursa Securities.

The company has previously secured a six-month extension until Aug 26 to submit its registration plan to Bursa Securities.

The company has previously secured a six-month extension until Aug 26 to submit its registration plan to Bursa Securities.



The Star 27 Feb 2023 EA TECH has secured another extension to submit its registration plan to Bursa Securities.

The company's bid to extend its registration plan to submit its registration plan to Bursa Securities has been approved by Bursa Securities.

The company has previously secured a six-month extension until Aug 26 to submit its registration plan to Bursa Securities.

The company has previously secured a six-month extension until Aug 26 to submit its registration plan to Bursa Securities.



The Star 27 Feb 2023 EA TECH has secured another extension to submit its registration plan to Bursa Securities.

The company's bid to extend its registration plan to submit its registration plan to Bursa Securities has been approved by Bursa Securities.

The company has previously secured a six-month extension until Aug 26 to submit its registration plan to Bursa Securities.

The company has previously secured a six-month extension until Aug 26 to submit its registration plan to Bursa Securities.



In The Malaysia Mailbox
Kurnia, Kuala Lumpur
30 Jan 2023

We need to inspire more Malaysians to believe in themselves. The time when we depended everything on government is over. More able corporations should play their role and leaders of such entities must think beyond just their organization but rather contributing towards nation building. Social doesn't get as much attention as Environmental and Governance in ESG as its highly frankly 'Social' is about people. ESG is not just about people, it's about a good appreciation of the Environment and the wellbeing of good governance can be achieved. Social aspects should be viewed more than just about wellbeing and justice. Any endeavor that promotes human progress should be supported. As business and corporations strive towards profitability it is also morally right that they promote human development, to achieve a sustainable progress. I am fortunate and greatly indebted to cooperation that has helped to carry forward my life across the Himalayas. It has helped me to appreciate the challenges of reality on the ground, give me the opportunities to promote our country to the world, but ultimately it makes me appreciate more the life that we have for granted, and be more empathetic to those people that have nothing in their lives while facing the harsh reality of their daily existence. A better person makes a better leader. I see countless inspirations from so many world leaders, their hearts along the corridors of tea houses in the Himalayas. I only wish more Malaysian GLC Corporations and businesses will come forward in support of such expedition. The Himalayas are such a small experience to the efforts required to undertake this journey. However, the experience gained and lessons learned will be a huge mark on any individual. We learn to turn our shortcomings into strength and rely heavily on team support on journey such as this. No case room training can compare to this. I can upon all able cooperation, assistance to stand up to support this call. Thank you for your support. Cheers.

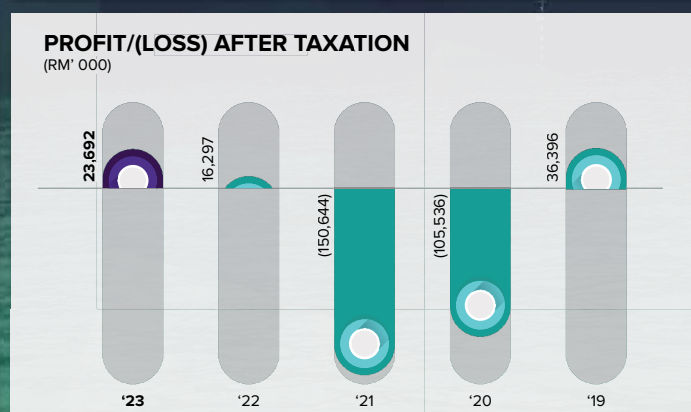
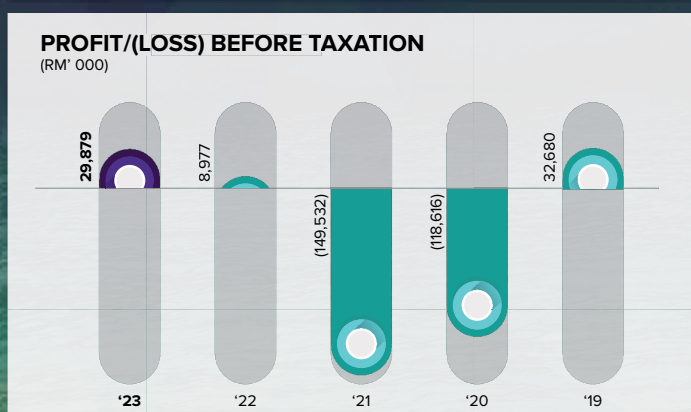
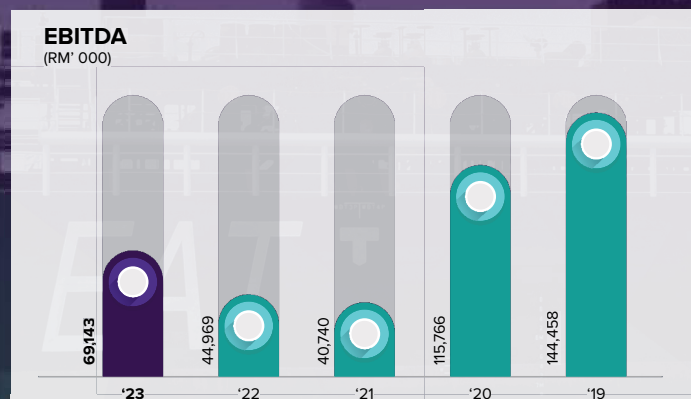
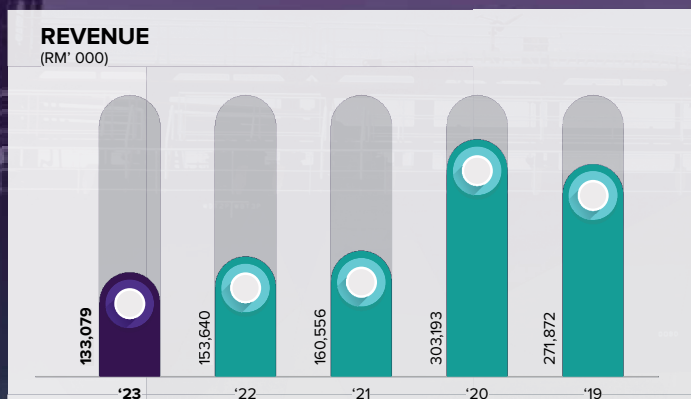
5-YEARS FINANCIAL HIGHLIGHTS

FOR YEAR ENDED 31 DECEMBER 2023

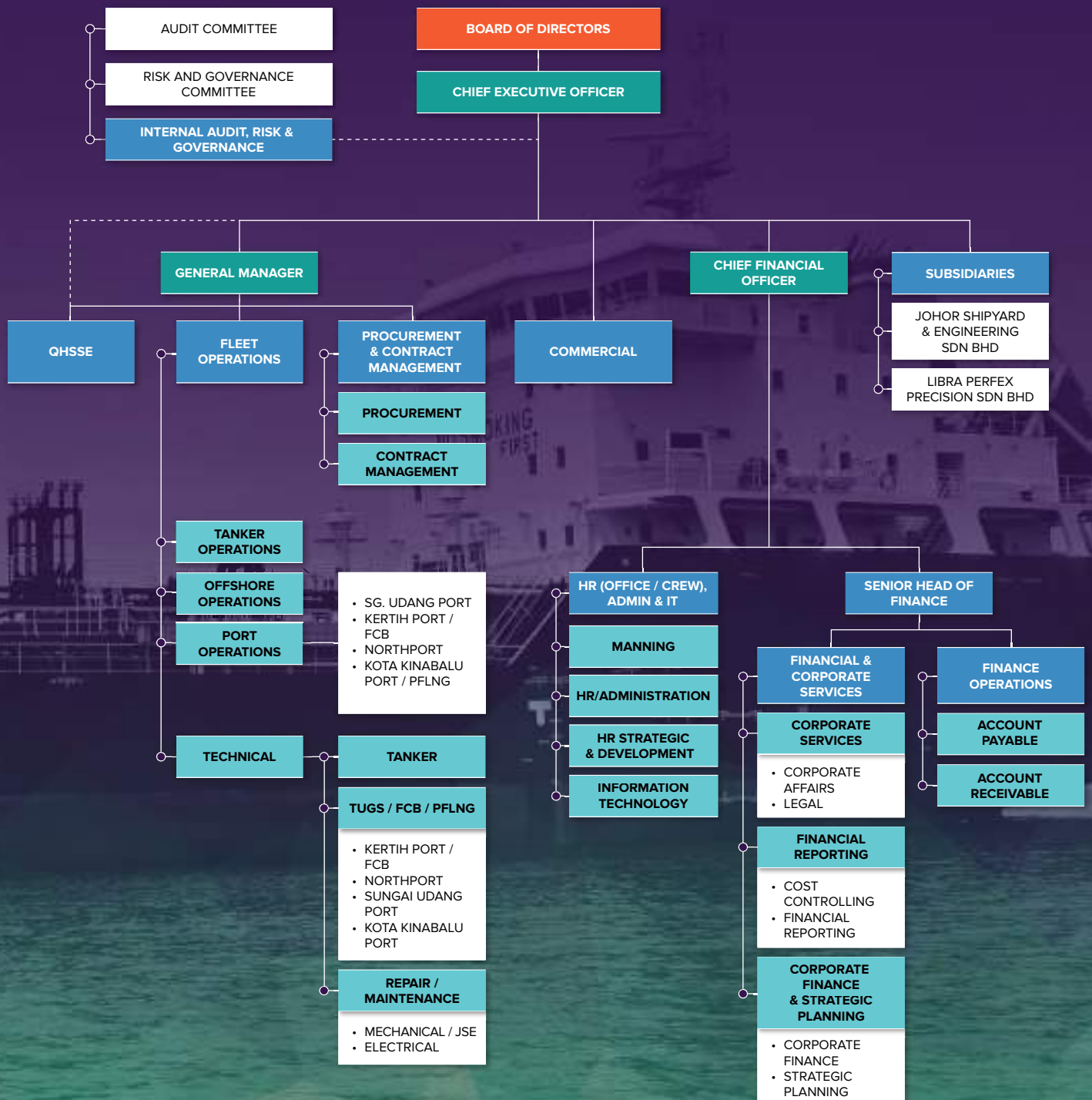
	2023 RM'000	2022 RM'000 Restated	2021 RM'000	2020 RM'000	2019 RM'000
Revenue	133,079	153,640	160,556	303,193	271,872
Gross Profit		24,947	26,464	4,077	76,938
Gross Profit Margin	35.71%	16.24%	16.48%	1.34%	28.30%
EBITDA	69,143	44,969	40,740	115,766	144,458
EBITDA Margin	51.96%	29.27%	25.37%	38.18%	53.13%
Profit/(Loss) Before Tax	29,879	8,977	(149,532)	(118,616)	32,680
PBT/(LBT) Margin	22.45%	5.84%	(93.13%)	(39.12%)	12.02%
Profit/(Loss) After Tax	23,692	16,297	(150,644)	(105,536)	36,396
Net EPS	4.47	3.07	(28.40)	(19.89)	7.22
Current ratio	0.27	0.29	0.25	0.26	0.18
Gearing Ratio ⁽¹⁾	1.44	3.34	11.88	1.31	1.18

Notes:

(1) Calculated based on the total borrowings minus the corresponding cash and bank balances and short term deposits divided by the total shareholders' equity.



ORGANISATIONAL STRUCTURE



CORPORATE INFORMATION



BOARD OF DIRECTORS

DATO' MOHD REDZA SHAH ABDUL WAHID

Independent Non-Executive Chairman

DATUK MOHD NASIR ALI

Independent Non-Executive Director

ROZAN MOHD SA'AT

Independent Non-Executive Director

AZIAH AHMAD

Non-Independent Non-Executive Director

IR. DR. MOHD SHAHREEN ZAINOOREEN MADROS

Independent Non-Executive Director

SECRETARIES

NURALIZA A. RAHMAN
(MAICSA 7067934)

SABARUDIN HARUN
(MIA 30423)

REGISTERED OFFICE

Level 11, Menara KOMTAR
Johor Bahru City Centre
80000 Johor Bahru
Johor Darul Takzim

Telephone : 607-8611 611
Facsimile : 607-8611 701

CORPORATE OFFICE

Setiawangsa Business Suites
Unit C-3A-3A
No. 2 Jalan Setiawangsa 11
Taman Setiawangsa
54200 Kuala Lumpur, Malaysia

Telephone : 603-4252 5422
Facsimile : 603-4252 2163

NORTHPORT, PELABUHAN KLANG OFFICE

Bangunan Marine,
Jalan Pelabuhan Utara,
Pelabuhan Utara,
42000 Pelabuhan Klang,
Selangor Darul Ehsan

Telephone : 016-923 7515
Email : rais.hakim@eatechnique.com.my

SG. UDANG PORT, MELAKA OFFICE

16, Jalan Seri Buana 3,
Taman Tangga Batu
Perdana, 76400
Tanjung Kling, Melaka

Telephone : 012-730 5224
Email : khairulnizam@eatechnique.com.my

KERTIH PORT, TERENGGANU OFFICE

Bangunan Pentadbiran Kertih Port Sdn Bhd
Lot 3633 Kawasan Bukit Tengah, KM105
Jalan Kuantan -Kuala Terengganu
24300 Kertih, Kemaman
Terengganu Darul Iman

Telephone : 012-502 9224
Email : nurhayat@eatechnique.com.my

KOTA KINABALU PORT, SABAH OFFICE

Lot 16.2, Lorong Lintas Plaza 2,
Lintas Plaza,
88300 Kota Kinabalu,
Sabah.

Telephone : 012-2198274
Email : faisal@eatechnique.com.my

SUBSIDIARY OFFICE

Johor Shipyard And Engineering Sdn Bhd
Lot PT8436-A, Mukim Hutan Melintang
36400 Daerah Hilir Perak
Perak Darul Ridzuan

Telephone : 605-641 2514
Facsimile : 605-641 3679
Email : wan@johorshipyard.com.my

SHARE REGISTRAR

Larkin Sentral Property Berhad
Khidmat Korporat
Lot S8, Podium 1, Menara Ansar
65, Jalan Trus
80000 Johor Bahru
Johor Darul Takzim

Telephone : 607-2972521
Facsimile : 607-2233275
Email : suhaila.sabar@waqafannur.com.my

STOCK EXCHANGE LISTING

Bursa Malaysia Securities Berhad
(Main Market)
Listed since: 11 December 2014
Sector: Trading/Services
Stock name: EATECH
Stock code: 5259

PRINCIPAL BANKERS

RHB Bank Berhad
RHB Islamic Bank Berhad
Malayan Banking Berhad
Bank Pembangunan Malaysia Berhad
AmBank (M) Berhad
Malaysian Industrial Development Finance
Berhad

AUDITORS

KPMG PLT
Level 10, KPMG Tower, 8,
First Avenue, Bandar Utama,
47800 Petaling Jaya,
Selangor.

Telephone : 603-7721 3388
Facsimile : 603-7721 3399
website : www.kpmg.com.my

AUDIT COMMITTEE**Chairman**

DATUK MOHD NASIR ALI
Independent Non-Executive Director

Members

**IR. DR. MOHD SHAHREEN ZAINOOREEN
MADROS**
Independent Non-Executive Director

AZIAH AHMAD
Non-Independent Non-Executive Director

REMUNERATION COMMITTEE**Chairman**

**DATO' MOHD REDZA SHAH ABDUL
WAHID**
Independent Non-Executive Director

Members

DATUK MOHD NASIR ALI
Independent Non-Executive Director

ROZAN MOHD SA'AT
Independent Non-Executive Director

NOMINATION COMMITTEE**Chairman**

**DATO' MOHD REDZA SHAH ABDUL
WAHID**
Independent Non-Executive Director

Members

**IR. DR. MOHD SHAHREEN ZAINOOREEN
MADROS**
Independent Non-Executive Director

ROZAN MOHD SA'AT
Independent Non-Executive Director

TENDER COMMITTEE**Chairman**

ROZAN MOHD SA'AT
Independent Non-Executive Director

Members

AZIAH AHMAD
Non-Independent Non-Executive Director

**IR. DR. MOHD SHAHREEN ZAINOOREEN
MADROS**
Independent Non-Executive Director

RISK & GOVERNANCE COMMITTEE**Chairman**

**IR. DR. MOHD SHAHREEN ZAINOOREEN
MADROS**
Independent Non-Executive Director

Members

ROZAN MOHD SA'AT
Independent Non-Executive Director

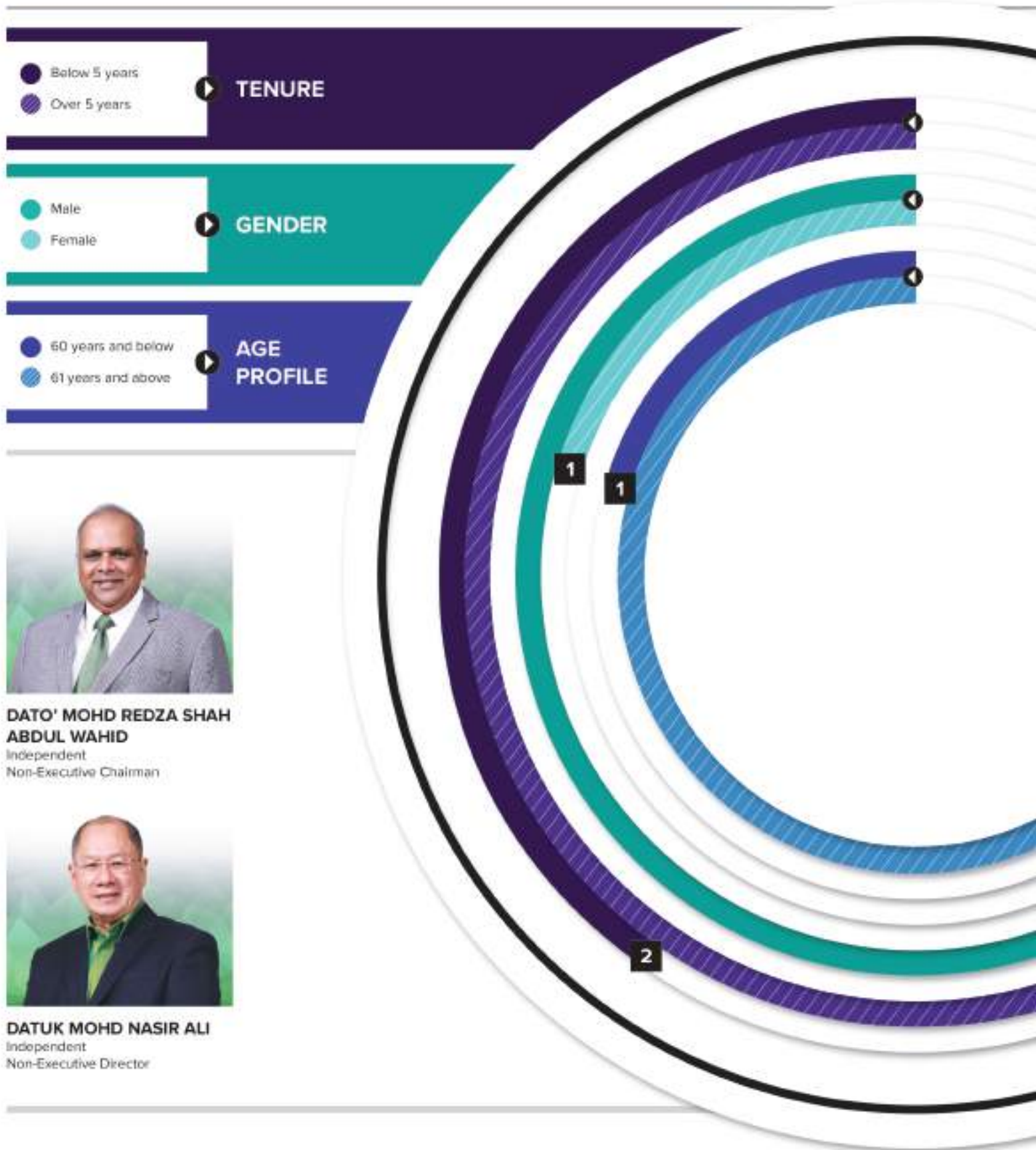
DATUK MOHD NASIR ALI
Independent Non-Executive Director


WEBSITE

www.eatechnique.com.my



BOARD OF DIRECTORS





DESIGNATIONS

Independent
Non-Executive Chairman

1

Independent
Non-Executive Director

3

Non-Independent
Non-Executive Director

1



AZIAH AHMAD
Non-Independent
Non-Executive Director



ROZAN MOHD SA'AT
Independent
Non-Executive Director



**IR. DR. MOHD SHAHREEN
ZAINOOREEN MADROS**
Independent
Non-Executive Director

BOARD OF DIRECTORS PROFILE

DATO' MOHD REDZA SHAH ABDUL WAHID

**Independent
Non-Executive Chairman**

Date of Appointment
14 February 2020

**No. Of Meetings Attended In
The Financial Year**



Nationality: Malaysian

Age: 61

Gender: Male



Any Family Relationship With Any Director And Or Major Shareholder Of The Listed Issuer:

No

Any Conflicts Of Interest With The Listed Issuer:

No

List Of Convictions For Offences Within The Past 5 Years And Particulars Of Any Public Sanction Or Penalty Imposed By The Relevant Regulatory Bodies During The Financial Year, If Any:

No

Qualification:

- Bachelor of Science in Economic (Industry and Trade), London School of Economics, University of London
- Master of Science of Economics (International Banking and Finance), Institute of Chartered Accountant in England and Wales (ICAEW)
- Member, Institute of Chartered Accountant in England and Wales (ICAEW)
- Chartered Bankers, Asian Institute of Chartered Bankers

Working Experience And Occupation:

- Chief Financial Officer, Silterra Malaysia Berhad (2002)
- Group Chief Executive Officer, Tradewinds Corporation Berhad (2005)
- Chief Operating Officer, DRB-Hicom Berhad (2008)
- Chief Executive Officer, Bank Muamalat Malaysia Berhad (2019)

Details Of Any Board Committee Involved:

- Nomination Committee
- Remuneration Committee

Other Directorship In Public Companies And Listed Issuers. If Yes, List And Details:

Listed Issuer

- Al-Aqar Healthcare REIT
- Al-Salam Real Estate Investment Trust
- KPJ Healthcare Berhad

Non-Listed Public Companies

- Waqaf An-Nur Corporation Berhad

BOARD OF DIRECTORS PROFILE

DATUK MOHD NASIR ALI

**Independent
Non-Executive Director**

Date of Appointment
17 October 2014

**No. Of Meetings Attended In
The Financial Year**

●●●●●●●●●●●●●●●● 14/14

Nationality: Malaysian

Age: 66

Gender: Male



Any Family Relationship With Any Director And Or Major Shareholder Of The Listed Issuer:

No

Any Conflicts Of Interest With The Listed Issuer:

No

List Of Convictions For Offences Within The Past 5 Years And Particulars Of Any Public Sanction Or Penalty Imposed By The Relevant Regulatory Bodies During The Financial Year, If Any:

No

Qualification:

- Bachelor of Economics (Honours) Degree, University of Malaya (1980)
- Master of Science in Financial Studies, University of Strathclyde, United Kingdom (1988)

Working Experience And Occupation:

- Investment Manager, BBMB Unit Trust Management Berhad (1988)
- General Manager of Dealing & Research Department, Maybank Securities Sdn Bhd (1995)
- Chief Executive Officer, Kuala Lumpur City Securities Sdn Bhd (2000)
- Group Executive Director, Utusan Melayu (Malaysia) Berhad (2014)

Details Of Any Board Committee Involved:

- Audit Committee
- Remuneration Committee
- Risk & Governance Committee

Other Directorship In Public Companies And Listed Issuers. If Yes, List And Details:**Non-Listed Public Companies**

- MIDF Amanah Investment Bank Berhad
- Malaysian Industrial Development Finance Berhad
- Goodyear (Malaysia) Berhad
- Badan Pengawas Pemegang Saham Minoriti Berhad

BOARD OF DIRECTORS PROFILE

AZIAH AHMAD

**Non-Independent And
Non-Executive Director**

Date of Appointment
2 October 2017

**No. Of Meetings Attended In
The Financial Year**

●●●●●●●●●●●●●●●● 14/14

Nationality: Malaysian

Age: 58

Gender: Female



Any Family Relationship With Any Director And Or Major Shareholder Of The Listed Issuer:

No

Any Conflicts Of Interest With The Listed Issuer:

No

List Of Convictions For Offences Within The Past 5 Years And Particulars Of Any Public Sanction Or Penalty Imposed By The Relevant Regulatory Bodies During The Financial Year, If Any:

No

Qualification:

- Bachelor of Commerce, Majoring in Accountancy, University of Wollongong, New South Wales, Australia (1989)
- Member of The Malaysian Institute Of Accountants
- Fellow of CPA Australia

Working Experience And Occupation:

- Audit Assistant, Coopers & Lybrand (1989)
- Senior Manager, Pelangi Berhad (2006)
- Deputy General Manager, PNB Commercial Sdn Bhd (2009)
- General Manager, Johor Corporation (2014)
- Chief Financial Officer, Damansara Assets Sdn Bhd (2015)
- General Manager, Johor Corporation (2016)
- Chief Financial Officer, Kulim (Malaysia) Berhad (2020)
- Chief Financial Officer, Johor Plantations Group Berhad (2022)

Details Of Any Board Committee Involved:

- Audit Committee
- Tender Committee

Other Directorship In Public Companies And Listed Issuers. If Yes, List And Details:

No

BOARD OF DIRECTORS PROFILE

ROZAN MOHD SA'AT

**Independent
Non-Executive Director**

Date of Appointment
1 January 2007

**No. Of Meetings Attended In
The Financial Year**

●●●●●●●●●●●●●●●● 14/14

Nationality: Malaysian

Age: 65

Gender: Male



Any Family Relationship With Any Director And Or Major Shareholder Of The Listed Issuer:

No

Any Conflicts Of Interest With The Listed Issuer:

No

List Of Convictions For Offences Within The Past 5 Years And Particulars Of Any Public Sanction Or Penalty Imposed By The Relevant Regulatory Bodies During The Financial Year, If Any:

No

Qualification:

- Bachelor of Economics (Honours) Majoring in Statistics, University Kebangsaan Malaysia (1982)

Working Experience And Occupation:

- Administrative Officer, Corporate Planning & Research Department, Johor Corporation (1983)
- Operations Manager, SERGAM (1986)
- Administrative Officer, Corporate Communications Department, Johor Corporation (1988)
- Executive Director, Several Subsidiaries in Johor Corporation Group (1993)
- General Manager, Tourism Division, Johor Corporation (1994)
- Chief Executive, Tourism Division, Johor Corporation (1996)
- General Manager, Business Development, Johor Corporation (1999)
- Senior General Manager, Business Development, Johor Corporation (2002)
- Managing Director, Sindora Berhad (2002)
- Chief Executive Officer, JCorps Hotels Division (2011)
- Managing Director, PIJ Holdings Sdn Bhd (2014)

Details Of Any Board Committee Involved:

- Nomination Committee
- Remuneration Committee
- Risk & Governance Committee
- Tender Committee

Other Directorship In Public Companies And Listed Issuers. If Yes, List And Details:**Non-Listed Public Companies**

- Waqaf An-Nur Corporation Berhad

BOARD OF DIRECTORS PROFILE

IR. DR. MOHD SHAHREEN ZAINOOREEN MADROS

Independent
Non-Executive Director

Date of Appointment
1 October 2019

No. Of Meetings Attended In
The Financial Year



Nationality: Malaysian

Age: 61

Gender: Male



Any Family Relationship With Any Director And Or Major Shareholder Of The Listed Issuer:

No

Any Conflicts Of Interest With The Listed Issuer:

No

List Of Convictions For Offences Within The Past 5 Years And Particulars Of Any Public Sanction Or Penalty Imposed By The Relevant Regulatory Bodies During The Financial Year, If Any:

No

Qualifications

- 1st Class Honours Degree in Civil Engineering, University of London (1986)
- Doctorate in Structural Engineering, University of Cambridge (1989)
- Registered Professional Engineer Member, The Board of Engineers, Malaysia

Working Experience And Occupation:

- Serving in Various Capacity in The Oil and Gas Industry (20 years)
- Lecturer in Engineering Faculty, Universiti Kebangsaan Malaysia
- Serving in Various Capacity in The Government Agencies (10 years)
- Involved as An Exco Member of The Malaysian Oil & Gas Services Council (MOGSC)
- Chief Executive Officer, MATRADE (2019)
- Certified Coach, Malaysian Institute of Management (MIM)
- Pro- Temp Committee, IAC Malaysia
- Adjunct Professor With A Local University

Details Of Any Board Committee Involved:

- Risk & Governance Committee
- Tender Committee
- Nomination Committee
- Audit Committee

Other Directorship In Public Companies And Listed Issuers. If Yes, List And Details:

Listed Issuer

- Velesto Energy Berhad
- Time Dotcom Bhd

COMPANY SECRETARIES

NURALIZA A. RAHMAN

Company Secretary

Nationality

Malaysian

Gender

Female

Age

53 years old

Date Of Appointment

15 January 2015



SABARUDIN HARUN

Company Secretary

Nationality

Malaysian

Gender

Male

Age

45 years old

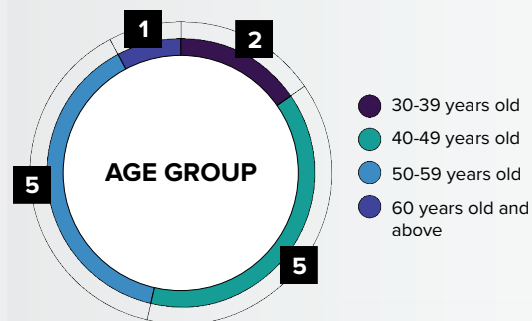
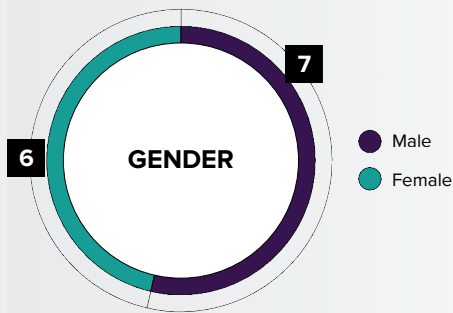
Date Of Appointment

15 January 2015



MANAGEMENT TEAM

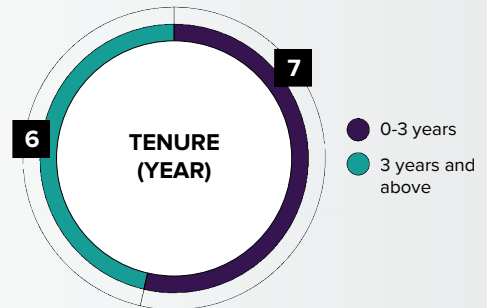
- 1 NASRUL ASNI MUHAMMAD DAIN**
Chief Executive Officer
- 2 MARIAM PUAN**
Chief Financial Officer
- 3 NEW KOK HO**
General Manager
- 4 ANG JIA PING**
Senior Head, Finance
- 5 CHE ZAL AZILAH CHE OMAR**
Senior Manager, Finance Operations
- 6 ABU HUSSEIN MOHAMED**
Senior Manager, Fleet Operations



MANAGEMENT TEAM



- 7 NORWAHIDA JAAFAR**
Senior Manager, Financial & Corporate Services
- 8 AHMAD FAREZ SUHAIMI**
Manager, Port Operations
- 9 FARRAH RADZIAH ABDUL HAK**
Manager, Commercial
- 10 SAIFUL NIZAM ISMAIL**
Manager, Technical
- 11 CAPT. MOHD NIZAM MOHD HUSSAIN**
Head, QHSSE
- 12 RINI ZUNNURNI MOHD JAHAYA**
Manager, HR (Office & Crew), Administration & Information Technology
- 13 NAZARUDDIN UMAR**
Interim Manager, Procurement



KEY MANAGEMENT PROFILE



NASRUL ASNI MUHAMMAD DAIN

Chief Executive Officer

Nationality Malaysian	Gender Male
Age 54 years old	Date Of Appointment 21 March 2022

Qualification:

- BSc. (Hons) in Accounting & Finance, University of Wales, Cardiff, UK
- Certified Credit Professional, Institut Bank-Bank Malaysia

Working Experience And Occupation:

- 1996 to 1998: Corporate Loan Officer, Kewangan Industri Berhad
- 1999 to 2000: Senior Executive, Bank Industri (M) Berhad
- 2001 to 2004: Assistant Manager, Group Special Assets Division, Bank Industri (M) Berhad
- 2005 to 2006: Manager, Rehabilitation Department & Acting Head of Department, Bank Industri (M) Berhad
- 2007 to 2009: Head, Shipping Department, OCBC Bank Malaysia
- 2009 to 2022: Head / Senior Vice President, RHB Bank Berhad
- 2022 to Present: Chief Executive Officer, E.A. Technique (M) Berhad

Other Directorship In Public Companies And Listed Issuers.

If Yes, List And Details:

No

Any Family Relationship With Any Director And Or Major Shareholder Of The Listed Issuer:

No

Any Conflicts Of Interest With The Listed Issuer:

No

List Of Convictions For Offences Within The Past 5 Years And Particulars Of Any Public Sanction Or Penalty Imposed By The Relevant Regulatory Bodies During The Financial Year If Any:

No



MARIAM PUAN

Chief Financial Officer

Nationality Malaysian	Gender Female
Age 58 years old	Date Of Appointment 1 January 2022

Qualification:

- Fellow of the Association of Chartered Certified Accountants
- Members of the Malaysian Institute of Accountants

Working Experience And Occupation:

- 1989 to 1990: Trainee Accountant, Bashir Bhatti Accounting Services (Birmingham, UK)
- 1990 to 1995: Serving in various capacity in Sime Engineering Sdn Bhd
- 1995 to 2018: Serving in various capacity in subsidiary companies within DRB HICOM Group
- 2018 to 2021: Deputy Chief Financial Officer, Prasarana Malaysia Berhad
- 2022 to Present: Chief Financial Officer, E.A. Technique (M) Berhad

Other Directorship In Public Companies And Listed Issuers. If Yes, List And Details:

No

Any Family Relationship With Any Director And Or Major Shareholder Of The Listed Issuer:

No

Any Conflicts Of Interest With The Listed Issuer:

No

List Of Convictions For Offences Within The Past 5 Years And Particulars Of Any Public Sanction Or Penalty Imposed By The Relevant Regulatory Bodies During The Financial Year If Any:

No

KEY MANAGEMENT PROFILE

**NEW KOK HO**

General Manager

(Executive Director of Johor Shipyard Engineering Sdn Bhd)

Nationality

Malaysian

Gender

Male

Age

54 years old

Date Of Appointment

1 June 2017

Qualification:

- Bachelor of Engineering, Marine Technology, Universiti Teknologi Malaysia
- Board of Engineers, Malaysia
- Members of The Institute Engineers, Malaysia
- Members of institute of Management, Malaysia

Working Experience And Occupation:

- 1994 to 2000: Senior Services Engineer (Project), Syarikat Ong Yik Lin Sdn Bhd
- 2000 to 2003: Property Manager, Metrojaya Berhad
- 2003 to 2008: Project Manager, Sumber Samudra Sdn Bhd
- 2008 to 2014: Project Manager, Johor Shipyard and Engineering Sdn Bhd
- 2014 to 2017: General Manager, Johor Shipyard and Engineering Sdn Bhd
- 2017 to Present: Executive Director, Johor Shipyard and Engineering Sdn Bhd
- 2022 to Present: Seconded as General Manager, E.A. Technique (M) Berhad

Other Directorship In Public Companies And Listed Issuers. If Yes, List And Details:

No

Any Family Relationship With Any Director And Or Major Shareholder Of The Listed Issuer:

No

Any Conflicts Of Interest With The Listed Issuer:

No

List Of Convictions For Offences Within The Past 5 Years And Particulars Of Any Public Sanction Or Penalty Imposed By The Relevant Regulatory Bodies During The Financial Year If Any:

No



CHAIRMAN'S STATEMENT

A Solid Foundation for the Future



Dear Shareholders,

I am delighted to present E.A. Technique (M) Berhad's Annual Report 2023 for the financial year ending 31 December 2023 ("FY2023"). This report encapsulates our journey and achievements throughout the year, highlighting the Company's sustained growth and strategic initiatives. Notably, the Company has marked another significant milestone in FY2023 as it successfully achieved another year in green consecutively.

**Dato' Mohd Redza Shah
Abdul Wahid**
Chairman



CHAIRMAN'S STATEMENT

Financial Performance: Sustained Growth and Resilience

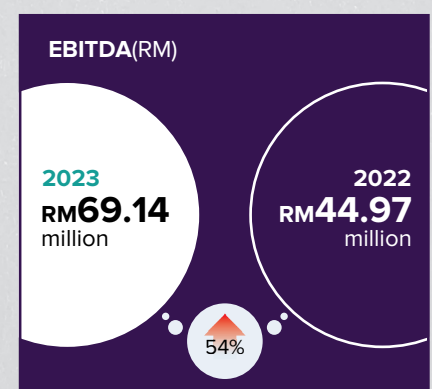
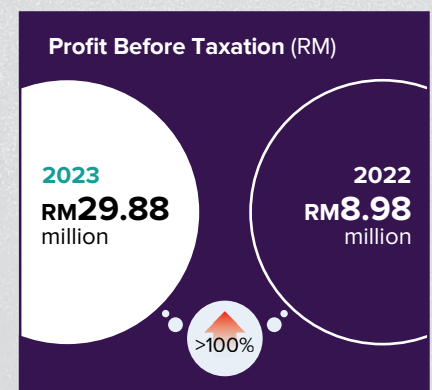
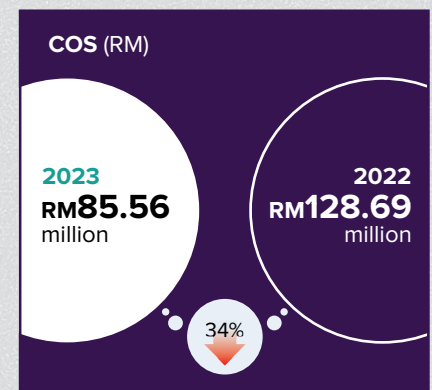
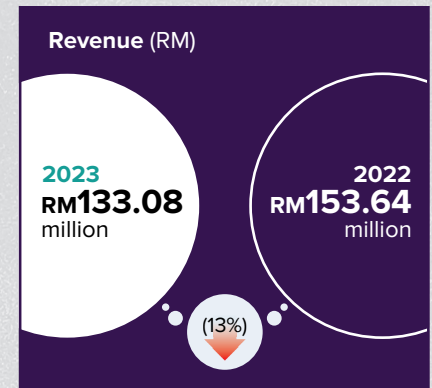
In FY2023, E.A. Technique continued its upward trajectory, achieving commendable financial results amidst a dynamic market environment. Our revenue reached RM133.08 million, with a 45% increase in profit after tax compared to the preceding fiscal year, totalling RM23.69 million. This achievement was underpinned by prudent cost management strategies, evidenced by a 34% reduction in operating costs to RM85.56 million in FY2023 from RM128.69 million in FY2022. Additionally, our order book, standing at RM429.75 million as of 31 December 2023, reflects a healthy pipeline of projects and contracts.

Market Dynamics and Operational Agility

Despite the prevailing geopolitical uncertainties, E.A. Technique capitalised on market conditions, particularly in the offshore sector. High oil prices and a recovering global economy stimulated demand for vessel services, enabling us to secure new time charter contracts and extend existing ones. Notably, the higher contractual utilisation rate rose to 90% in FY2023 from 78% in FY2022, a testament to our operational resilience and adaptability in navigating challenging market landscapes.

Corporate Restructuring: Progress Towards PN17 Upliftment

As of 31 December 2023, E.A. Technique remained a PN17 company. However, important strides were made towards uplifting our status. We formulated and submitted a Proposed Regularisation Plan to Bursa Securities, and we are currently awaiting their decision.



CHAIRMAN'S STATEMENT

Key to this effort was the successful implementation of a Scheme of Arrangement ("SOA") for debt restructuring purposes, exemplified by the disposal of five (5) marine vessels. This strategic manoeuvre underscores our commitment to safeguarding the interests of all stakeholders and revitalising our financial health.

Future Outlook: Seizing Opportunities for Growth

As we enter FY2024, the prospects appear promising, driven by the expanding global marine market fuelled by heightened demand for oil and gas products worldwide. At E.A. Technique, we will be strategically positioned to capitalise on emerging opportunities stemming from the initiatives of Malaysia's key oil and gas players, upon PN17 upliftment.

Our strategic vision encompasses a concerted effort to expand into sustainable niche markets. By pioneering innovative, disruptive and cost-effective solutions, we endeavour to address the specialised needs of various fields. These include marginal fields and late-life asset fields. Through this targeted approach, we aim to establish a presence in these segments, driving sustainable growth and value creation.

The forecast for segmental growth remains buoyant. The tugboat segment is poised for stable expansion, fuelled by the uptick in sea-borne trades. Concurrently, the tanker shipping market is projected to witness growth, propelled by the amplification of international trade and crude oil transportation. The proliferation of floating storage and offloading vessels is also anticipated in tandem with the burgeoning offshore oil and gas operations. Similarly, the demand for offshore service vessels is expected to surge in line with the escalating offshore drilling activities.



CHAIRMAN'S STATEMENT



Order Book (RM)



429.75
million

As of 31 December 2023
(Including optional period)

Vessel Utilisation Rate



90%

As of 31 December 2023

Regarding this, our strategic roadmap entails the establishment of strategic alliances and partnerships aimed at consolidation and expansion, particularly in emerging markets. Furthermore, we are committed to fleet diversification, with a focus on incorporating more sustainable and compliant vessels into our operations. These initiatives underscore our commitment to innovation, sustainability and value creation, positioning us for continued growth and leadership in the maritime domain.

Continuing the Voyage to Advance Towards Sustainable Growth

In summary, FY2023 exemplifies E.A. Technique's resilience, to adapt despite facing limitations. Our steadfast performance amidst market challenges underscores our dedication to delivering value to our shareholders and stakeholders. With strategic approaches of adopting technological advancements, forming key alliances and adhering to environmental standards, we remain confident in our ability to navigate complexities, seize opportunities and drive sustainable growth.

I would like to take this opportunity to extend my gratitude to our shareholders, employees and partners for their unwavering support, and I look forward to another year of shared success.

Sincerely,

Dato' Mohd Redza Shah Abdul Wahid
Chairman, E.A. Technique (M) Berhad

MANAGEMENT DISCUSSION AND ANALYSIS

Strong Fundamentals to Withstand Challenges



In financial year ("FY") 2023, E.A. Technique (M) Berhad embarked on a journey focused on enhancing operational efficiency and solidifying financial resilience, building upon the momentum generated by the turnaround achieved in FY2022.

Against this backdrop, I am pleased to report that our concerted efforts bore fruit, as evidenced by another year of profitability for the Company. In FY2023, we witnessed growth in profit after tax, marking a 45% increase to RM23.69 million. This achievement is a testament to the dedication and hard work of our entire team, whose commitment contributed appreciably to our success.



MANAGEMENT DISCUSSION AND ANALYSIS

OPERATING LANDSCAPE

In 2023, the global oil and gas industry encountered a multifaceted operating environment characterised by economic fluctuations, imperatives of energy transition, geopolitical tensions and evolving consumer preferences towards cleaner energy sources. Despite these challenges, global oil demand exhibited resilience, surpassing the significant milestone of 100 million barrels per day for the first time in history. Moreover, investment in upstream oil and gas activities witnessed a notable 11% increase to USD528 billion compared to preceding years.

On the domestic front, PETRONAS, the custodian of Malaysia's petroleum resources, allocated a higher budget to both upstream and downstream oil and gas ventures in 2023. This allocation amounted to RM22.50 billion, marking a 20.97% increment from the previous year.

The confluence of higher global oil demand and augmented domestic capital expenditure by PETRONAS has bolstered the resilience of the Malaysian oil and gas services and equipment industry.

In the face of evolving dynamics, both globally and domestically, E.A. Technique exhibited agility and adaptability, positioning itself for sustained growth and success. Leveraging its expertise and strategic initiatives, the Company remains poised to capitalise on emerging opportunities within the oil and gas sector, contributing to Malaysia's energy landscape and driving value for stakeholders.

In summary, the operating landscape of the oil and gas industry in 2023 was characterised by a blend of challenges and opportunities. Through strategic foresight and operational excellence, E.A. Technique is well-positioned to navigate these dynamics, further solidifying its position as one of the players in the Malaysian oil and gas services and equipment sector.

CORPORATE PRIORITIES IN FY2023

Securing Sustainable Growth

In FY2023, ensuring sustainable growth remained a paramount corporate priority for the Company. This commitment underscores our dedication to fortifying revenue streams, nurturing client relationships and positioning the Company for sustained success within the challenging market landscape. To achieve this objective, strategic measures were implemented, focusing on contract extension initiatives and proactive pursuit of new contracts aligned with our overarching business objectives.

Recognising the significance of continuity and stability in our operations, the Company extended existing contracts scheduled to expire in 2023 and 2024. These efforts not only strengthen our partnerships with clients but also provide a foundation for sustained revenue growth and enhanced business stability in the long term.

In tandem with contract extension endeavours, we pursued new contracts that align with our strategic vision and market positioning. By leveraging our industry expertise and client-centric approach, we secured new partnerships that bolster our revenue streams and diversify our client portfolio, mitigating risks associated with market fluctuations.

Furthermore, the Company prioritised fleet efficiency optimisation as a cornerstone of our operational strategy. Through monitoring and optimisation of routes, schedules and maintenance cycles, we achieved a vessel utilisation rate of 78% to 90% in FY2023. This concerted effort not only enhances operational efficiency but also contributes to our bottom line, ensuring cost-effectiveness and meeting client demands with precision and reliability.



MANAGEMENT DISCUSSION AND ANALYSIS

Cost Containment

In our corporate strategy for 2023, cost containment remains a critical imperative. Grounded in principles of prudent financial management and operational efficiency, we aim to effectively navigate economic uncertainties within the oil and gas industry. Through strategic initiatives, we are committed to controlling costs while upholding quality standards, thereby supporting our financial position for long-term sustainability and resilience.

At the heart of our cost containment strategy lies prudent financial management. We prioritise careful monitoring and optimisation of expenditures across all operational facets, ensuring cautious allocation of resources and adherence to budgetary constraints. Through financial discipline, we seek to mitigate financial risks and safeguard our profitability amid evolving market dynamics.

Furthermore, we are firm in our pursuit of operational efficiency. By streamlining processes, optimising workflows and leveraging technological advancements, we endeavour to enhance productivity and minimise wastage across our operations. This focus on efficiency not only drives down operational costs but also fosters a culture of continuous improvement and innovation within the organisation. As specialists in various offshore and onshore marine services, we strive to deliver positive contributions as we navigate the challenges of the sector. We aim to provide valuable insights into our concerted efforts to integrate environmental, social, and governance (“ESG”) considerations into our daily operations.

PN17 Status Resolution

Addressing our PN17 status remained a priority on our corporate agenda, reflecting our commitment to restoring investor confidence, unlocking opportunities and repositioning the Company for sustained growth and competitiveness within the industry.



We have formulated and submitted a Proposed Regularisation Plan which is currently pending Bursa Securities' approval and decision. This plan encompasses strategic initiatives aimed at rectifying our financial position and achieving compliance with regulatory requirements.

A pivotal component to our Proposed Regularisation Plan is the implementation of a Scheme of Arrangement (“SOA”) for debt restructuring purposes. We are pleased to report that the SOA received sanction from the High Court of Malaya at Kuala Lumpur on 4 January 2023. Subsequently, the sealed SOA was lodged with the Companies Commission of Malaysia.

As part of the SOA's debt repayment strategy, E.A. Technique initiated the asset disposal program which entails the divestment of five (5) vessels, namely, Nautica Batu Pahat, Nautica Renggam, Nautica Kota Tinggi, Nautica Maharani and Nautica Muar. The exercise was completed in third quarter of 2023, being the completion of the last vessel, Nautica Muar marking a central step towards fulfilling our debt restructuring obligations and advancing our PN17 upliftment efforts.



Ensuring the Safety and Well-Being of Vessel Crews

At E.A. Technique, the safety and well-being of our vessel crews are top considerations. We uphold a commitment to providing a safe working environment, underpinned by stringent safety protocols, continuous training initiatives and investments in state-of-the-art safety equipment. This dedication serves to protect our most valuable assets – our employees – and reinforces the reliability and reputation of our maritime operations.

MANAGEMENT DISCUSSION AND ANALYSIS

OUR STRATEGIC GOALS

Strategic Goal 1: Business Revenue Enhancement

- **Enhance Vessel Utilisation:**
 - Strive to optimise vessel utilisation to maximise returns on investments.
- **Provide Quality Customer Service:**
 - Focus on delivering exceptional customer service to foster repeat business and build brand equity.
- **Improve Daily Charter Rate:**
 - Negotiate improved terms and conditions for existing contracts to enhance the daily charter rate.
- **Diversify Contract Portfolio:**
 - Pursue a balanced portfolio by diversifying contracts across various vessel types, including tankers, floating storage units, offshore service vessels and tugboats.
 - Seek opportunities to expand the customer base beyond the oil and gas sector to mitigate market risks and enhance revenue stability.

Strategic Goal 2: Cost Reduction Programme

- **Implement Strict Maintenance Regimen:**
 - Adhere to scheduled and preventive maintenance protocols to contain costs associated with controllable expenditures.
- **Reduce Outsourcing:**
 - Minimise reliance on outsourcing off-hire and substitution vessels from third-party providers to mitigate unnecessary expenses and optimise operational efficiency.
- **Strengthen Technical and Operational Foundation:**
 - Enhance technical and operational capabilities through improved communication, planning, reporting and monitoring practices.
- **Embrace advanced financial management techniques and prioritise inventory and data digitalisation initiatives to streamline operations and reduce costs.**
- **Implement Strategic Procurement Initiatives:**
 - Introduce strategic procurement initiatives aimed at effective contract management, optimisation of suppliers and collaboration with key market players to secure favourable terms and pricing, thereby reducing procurement-related expenses.

Strategic Goal 3: Liquidity Preservation

- **Optimise Fleet Composition:**
 - Ensure timely disposal of ageing vessels that are no longer cost-efficient, leveraging the falling age profile of the fleet to retain existing customers and attract new ones.
- **Maintain Strong Relationships:**
 - Cultivate and maintain strong, productive relationships with existing financial institutions and trade creditors to uphold goodwill and secure favourable terms.
- **Pursue Corporate Placement Exercise:**
 - Explore opportunities for a corporate placement exercise to raise funds and bolster liquidity reserves.
- **Initiate Refinancing Program:**
 - Launch a refinancing program to support potential business expansion initiatives and facilitate fleet renewal efforts, ensuring alignment with long-term strategic objectives.
- **Complete Scheme of Arrangement:**
 - Prioritise the completion of the Scheme of Arrangement with scheme creditors to address debt restructuring requirements and enhance financial stability.
- **Implement Regularisation Plan:**
 - Implement the regularisation plan aimed at restoring E.A. Technique to its former listing status on Bursa Malaysia, signalling a commitment to regulatory compliance and corporate governance standards.

Strategic Goal 4: Reinvigorating the Organisational Culture

- **Foster Positive Values:**
 - Embark on an organisational culture journey characterised by positive values, integrity and ethical conduct, fostering a conducive work environment for all employees.
- **Promote Continuous Innovation:**
 - Cultivate a culture of continuous innovation and creativity, encouraging employees to explore new ideas and approaches to enhance operational efficiency and drive business growth.
- **Ensure Equal Opportunities:**
 - Establish an ecosystem of equal opportunities across all aspects of professional development and remuneration, promoting diversity, inclusivity and meritocracy within the organisation.
- **Prioritise Professional Development:**
 - Invest in professional development programmes to empower employees with the necessary skills and competencies to excel in their roles and contribute effectively to the Company's success.
- **Align Remuneration with Performance:**
 - Implement a performance-based remuneration structure that rewards excellence and achievement, aligning employee incentives with organisational goals and objectives.

MANAGEMENT DISCUSSION AND ANALYSIS

FINANCIAL PERFORMANCE

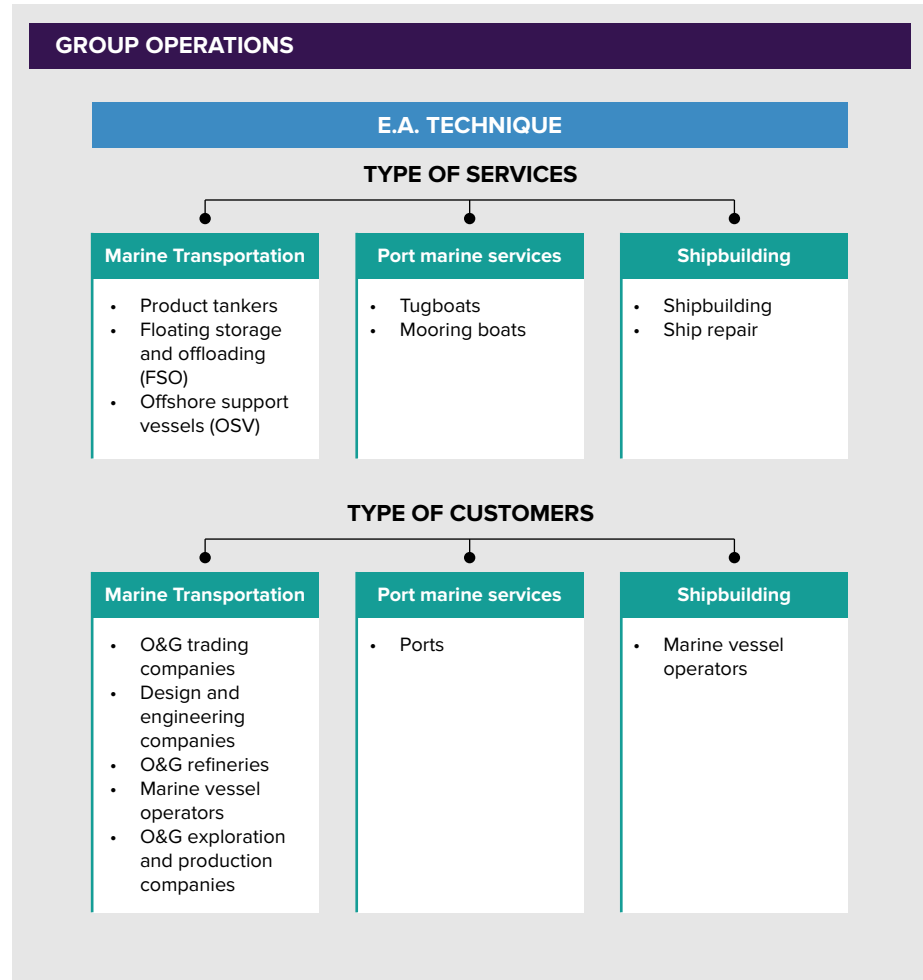
In FY2023, E.A. Technique achieved notable financial milestones, reflecting the Company's resilience and strategic focus during challenging market conditions within the industry.

Despite recording a lower revenue of RM133.08 million in FY2023, representing a 13% decrease compared to FY2022, the Company demonstrated profitability. Profit after tax surged by 45% to RM23.69 million compared to the preceding year. Furthermore, earnings per share exhibited improvement, rising from 3.07 cents in FY2022 to 4.47 cents in FY2023. This upward trajectory in earnings per share signifies enhanced profitability and value creation for shareholders, affirming our commitment to delivering sustainable returns.

These achievements were underpinned by prudent cost management strategies, evidenced by a 34% reduction in operating costs to RM85.56 million in FY2023 from RM128.69 million in FY2022. This disciplined approach to cost management has strengthened our bottom line and ensured financial stability amid market volatility.

OPERATIONAL PERFORMANCE



Throughout FY2023, E.A. Technique maintained operational continuity across its core service offering, namely marine transportation, port marine services and shipbuilding. The Company remained resolute in delivering excellence across its primary business segments.



As of 31 December 2023, the Company's order book stood at RM429.75 million, underscoring a solid pipeline of projects and contracts. This substantial order book provides visibility and stability for future revenue streams, positioning the Company for continued growth and success in the competitive market landscape.

By the end of FY2023, E.A. Technique owns a total of 28 vessels. Notably, the Company executed a strategic disposal of one vessel through the Scheme of Arrangement concluded on 19 September 2023. This proactive measure aligns with the Company's commitment to optimising its fleet composition and enhancing operational efficiency.

MANAGEMENT DISCUSSION AND ANALYSIS

E.A. Technique's Fleet		
Business Segment	Type of Vessel	Number of Owned Vessel
 Marine Transportation	Oil and gas tanker	
	<ul style="list-style-type: none"> Product tanker Floating storage offloading 	<p>2</p> <p>1</p>
	Offshore service vessel	
	<ul style="list-style-type: none"> Harbour tugboat Fast crew boat Crane barge 	<p>5</p> <p>3</p> <p>1</p>
 Port Marine Services	Marine support vessel	
	<ul style="list-style-type: none"> Harbour tugboat Utility tugboat Mooring tugboat Steel pontoon 	<p>11</p> <p>3</p> <p>1</p> <p>1</p>

The subsequent sections will provide an overview of the operational status and performance of each of E.A. Technique's business segments. Through detailed analysis and insights, stakeholders will gain a deeper understanding of the Company's operational dynamics and strategic direction within each segment.

Marine Transportation Services and FSO

In FY2023, our Marine Transportation Services segment demonstrated robust performance, characterised by the securing of several new contracts and renewals throughout the year. These achievements underscore our commitment to delivering exceptional service and fostering long-term partnerships with our clients.

Summary of Contract Status Under the Marine Transportation Services Segment			
Vessel	Client	Contract Ending Date	Remarks
Nautica Tg Puteri I	Kertih Port Sdn Bhd	30 November 2025	Existing contract extended for 2 years on yearly renewal
Nautica Tg Puteri XXII	Kertih Port Sdn Bhd	30 November 2025	Existing contract extended for 2 years on yearly renewal
Nautica Tg Puteri XVII	Petronas Penapisan (Terengganu) Sdn Bhd	30 November 2025	Existing contract extended for 2 years on yearly renewal
Nautica Tg Puteri XIX	Northport (Malaysia) Sdn Bhd	10 January 2025	Existing contract extended for 1 year
Nautica Tg Puteri XX	Northport (Malaysia) Sdn Bhd	27 January 2025	Existing contract extended for 1 year
Nautica Tg Puteri XV	Sungai Udang Port Sdn Bhd	31 July 2025	New contract awarded for 2 years + 1 year
Nautica Tg Puteri XVI	Sungai Udang Port Sdn Bhd	31 July 2025	New contract awarded for 2 years + 1 year
Nautica Tg Puteri XI	PG Timur Sdn Bhd	30 September 2025	New contract awarded for 2 years + 1 year
Nautica Tg Puteri XII	PG Timur Sdn Bhd	30 September 2025	New contract awarded for 2 years + 1 year
Nautica Gambir	EnQuest Petroleum Malaysia	31 May 2024	New contract awarded for 5 months + 1 month + 1 month + 1 month
Nautica Langsat	Petronas Carigali Sarawak Assets	31 July 2024	Existing contract extended for 258 days

MANAGEMENT DISCUSSION AND ANALYSIS

Recent contract renewals and new awards from clients reflect their confidence in our service performance. Presently, 100% of our marine transportation vessels are under contract, and we are poised to secure long-term contracts for our offshore service vessel segment by the end of Quarter 1, 2024.

To maintain and exceed our service standards, E.A. Technique continued prioritising the enhancement of operational efficiency and strengthening our market presence. Additionally, we have implemented strategic initiatives aimed at improving safety measures and minimising environmental impact within the industry.

From a financial perspective, this business segment contributed RM59.76 million of revenue, representing 45% of the Company's total revenue in FY2023. Although the revenue of this segment experienced an 18% decline compared to FY2022, its earnings before interest, taxes and amortization ("EBITA") rose to RM31.04 million in FY2023 from RM3.33 million in FY2022. Overall, FY2023 was a positive year for Marine Transportation Services, marked by operational excellence, strategic achievements and sustained growth.

Port Marine Services

This business segment of the Company offers port marine services, including towage and mooring services, catering to petrochemical, bulk and containerised ports across Malaysia.

In FY2023, port marine services contributed RM73.32 million of revenue to the Company, with an EBITA of RM38.09 million.

BUSINESS CHALLENGES IN FY2023

Operational Disruptions and Supply Chain Failures

Operational disruptions, such as incidents occurring on-board vessels and machinery breakdowns, can significantly impact our business operations. These disruptions often lead to unplanned downtime, increased maintenance costs, and potential loss of

revenue. To address this risk, we are implementing measures to enhance our maintenance procedures and optimize our supply chain management. By improving the efficiency of our maintenance operations and ensuring timely delivery of spare parts, we aim to minimize the frequency and duration of operational disruptions, thereby safeguarding the continuity and reliability of our services.

Cybersecurity Risks

In today's digital age, cybersecurity threats pose a serious risk to our organization's digital assets, sensitive information, and reputation. Cyber-attacks, such as data breaches and ransomware incidents, can result in financial losses, regulatory penalties, and damage to our brand image. We are strengthening our cybersecurity defenses with robust encryption protocols and comprehensive employee training programs to mitigate this risk. By enhancing our cybersecurity posture and implementing proactive measures to identify and mitigate potential threats, we seek to protect our organization from the adverse impacts of cyber-attacks and ensure the confidentiality, integrity, and availability of our data assets.

Economic Uncertainty and Market Volatility

The global economy is subject to various macroeconomic factors, including inflationary pressures, geopolitical tensions, and fluctuations in commodity prices, which can profoundly impact our business operations and financial performance. Economic downturns and market volatility may lead to reduced demand for our services, increased operating costs, and heightened credit risks. To mitigate the adverse effects of economic uncertainty, we are diversifying our revenue streams, expanding our market presence in resilient sectors, and maintaining financial flexibility to withstand market fluctuations. By adopting a proactive approach to risk management and strategic planning, we aim to adapt to changing market conditions and sustain our long-term growth objectives.

Regulatory and Compliance Challenges

As a regulated entity operating in a highly complex legal and regulatory environment, we are exposed to various compliance risks arising from changes in legislation, industry standards, and regulatory requirements. Non-compliance with applicable laws and regulations could result in severe penalties, legal liabilities, and reputational damage. To address this risk, we are closely monitoring regulatory developments, enhancing our compliance programs, and fostering a culture of ethics and integrity throughout our organization. By promoting a strong culture of compliance and accountability, we aim to mitigate regulatory risks and uphold the highest standards of corporate governance and ethical conduct.

Workforce Shortage and Competency Gap

Our organization's success depends on the knowledge, skills, and expertise of our workforce. However, the shortage of skilled talent and competency gaps pose significant challenges to our operational efficiency, safety standards, and long-term sustainability. We are implementing comprehensive workforce development programs to address this risk, including targeted training initiatives, competency assessment frameworks, and talent management strategies. By investing in employee development and fostering a culture of continuous learning and improvement, we aim to bridge competency gaps, attract and retain top talent, and ensure the ongoing success of our organization.



MANAGEMENT DISCUSSION AND ANALYSIS


SWOT ANALYSIS: E.A. TECHNIQUE'S STRATEGIC EVALUATION FOR FY2024 – ASSESSING STRENGTHS, WEAKNESSES, OPPORTUNITIES AND THREATS

Strength

- One of the top three major players in the port operation segment in Malaysia
- Ranked as one of the top three major local product tanker operators in Malaysia
- Anticipated unencumbering of 25 out of 28 vessels by the year 2025
- Long-term contracts (more than 2 years) for all vessels ensure a steady and recurring revenue stream
- Maintaining an average fleet age of 7 years, which is a considerably young fleet


Opportunity

- Expanding into the new floating storage unit business opportunity presented by PETRONAS Group and other oil and gas players
- High demand and better rates for fast crew boats and tankers
- Increasing fleet requirements for port and terminal operators


Weakness

- Classification under PN17, impacting the Company's financial standing and market perception
- Heavily dependent on oil and gas companies, particularly PETRONAS Group, exposing the Company to market fluctuation
- Limitations in securing funding for business expansion due to the PN17 status
- Disqualification from securing new long-term contracts


Threat

- Delays in the completion of the regularisation plan, leading to prolonged PN17 status
- Inherent risks such as explosions, equipment defects, pollution and oil spills, posing operational and environmental threats
- Potential piracy attack on our vessels, jeopardising the safety of personnel and assets
- Intensified competition among key players in the industry, exerting pressure on market share and profitability

MANAGEMENT DISCUSSION AND ANALYSIS



OUTLOOK FOR FY2024

The outlook for FY2024 remains optimistic, driven by robust global and domestic demand for commodities amid a backdrop of economic recovery in the post-pandemic era. PETRONAS, a key player in the oil and gas industry, is expected to sustain investments in core business activities and growth projects, thereby contributing to the resilience of the oil and gas services and equipment sector, including offshore service vessel manufacturing, shipbuilding, ship repair, naval design, equipment manufacturing and maritime logistics services.

PETRONAS has outlined annual domestic capital expenditure projections between RM22.50 billion and RM25.00 billion from 2023 to 2027. The company aims to sustain and increase Malaysia's oil and gas production to 2 million barrels of oil equivalent per day by 2025, supported

by various projects such as Kasawari, Jerun, Rosmari-Marjoram and Lang Lebah offshore Sarawak, Gumusut-Kakap redevelopment and Belud Clusters offshore Sabah, and Bekok Oil, Tabu and Seligi redevelopment offshore Peninsular Malaysia.

Strong leadership from PETRONAS, coupled with government support, provides stability and direction to the local oil and gas industry. Nevertheless, high regulatory barriers and limited investment in the sector pose challenges. Strategic petroleum reserves and ongoing investments are expected to stimulate upstream and downstream activities, with the petrochemical industry serving as a long-term source of demand.

While fluctuations in crude oil prices and the threat of greener energy sources may impact industry growth, fossil fuels are projected to remain dominant in the global energy mix, supporting continued demand.



MANAGEMENT DISCUSSION AND ANALYSIS

Furthermore, the shipbuilding market is anticipated to improve, driven by regulatory requirements for carbon emissions reporting and the transition to green vessels. PETRONAS' initiatives, such as the Petronas Safina 2 and 3 projects, reflect the industry's shift towards environmentally friendly practices. The shipbuilding market has recently been picking up and we forecast that it will have a better prospect in 2024 and 2025.

To enhance revenue and profitability, the Company has devised strategic plans for expansion in FY2024. Firstly, it aims to bolster the order book by securing additional charter vessel contracts, thereby increasing revenue streams and ensuring a steady flow of projects.

Secondly, the Company intends to acquire and construct additional vessels to expand its operating capacity and implement a fleet renewal program. This initiative not only supports business growth but also ensures operational efficiency and competitiveness.

Furthermore, the Company plans to expand its shipyard facilities by adding a new slipway. This expansion is crucial for accommodating the increasing demand for vessel construction and repair services. By enhancing its infrastructure, the Company can better serve its clients and capitalise on opportunities in the shipbuilding sector.

Overall, these strategic initiatives demonstrate the Company's commitment to growth and resilience in the dynamic oil and gas landscape. Through prudent planning and execution, the Company aims to achieve sustainable expansion and maintain its position as a key player in the market.



Sustainability Report

NAVIGATING TOWARDS SUSTAINABLE CHANGE

E.A. Technique's Statement at a Glance

As specialists in various offshore and onshore marine services, E.A. Technique (M) Berhad and our subsidiaries strive to deliver positive contributions as we navigate the challenges of the sector. We are pleased to present our sustainability statement for the fiscal year 2023 ("FY2023"), providing valuable insights into our concerted efforts to integrate environmental, social, and governance ("ESG") considerations into our daily operations.

Progressing into a Sustainable Future

This year, we achieved noteworthy milestones in our sustainability journey with the establishment of our Sustainability Policy that directs our sustainability initiatives across our operations. Concurrently, we embraced climate-related disclosure, enhancing the reliability of our climate-related disclosures and providing stakeholders with a deeper understanding of our strategies.

We expanded our greenhouse gas ("GHG") disclosures to encompass Scope 3 GHG emissions for a more comprehensive emissions reporting. Additionally, we adopted three additional United Nations Sustainability Development Goals ("UN SDGs") which are SDG 7 (Affordable and Clean Energy), SDG 12 (Responsible Production and Consumption), and SDG 16 (Peace, Justice and Strong Institutions). The Group also conducted a materiality reassessment to ensure that our reporting accurately reflects the most relevant issues for the current reporting year.

E.A. Technique maintained rigorous compliance to the ISO 45001:2018 Occupational Health and Safety Management Systems standards.



SUSTAINABILITY REPORT

Establishing Reporting Scope and Boundaries

The statement provides an overview of our activities during the period from 1 January 2023 to 31 December 2023. Three financial years of historical data will be presented where applicable to showcase annual trends and our performance.

Our disclosures cover qualitative and quantitative data for all our business operations in Malaysia which are:

1 E.A. Technique (M) Berhad (HQ)

2 Johor Shipyard and Engineering Sdn. Bhd.

3 Libra Perfex Precisions Sdn. Bhd.

The Frameworks We Abide By

E.A. Technique referenced the Bursa Malaysia Securities Main Market Listing Requirements, Bursa Malaysia's Sustainability Reporting Guide (3rd edition) and the recently published Illustrative Reporting Guidelines. We were also guided by the Global Reporting Initiatives ("GRI") Standards and the UN SDGs as a measure of our compliance.



Feedback on Our Statement

As part of our continuous improvement efforts, we strive to enhance our sustainability reporting progressively. We value the input of our stakeholders and welcome any questions, feedback or suggestions you may have. Kindly reach out to us using the contact details provided below.

Norwahida Binti Jaafar
Senior Manager
Group Reporting & Corporate Services
 norwahida@eatechnique.com.my
 ir@eatechnique.com.my

Accreditations and Certifications

We have garnered several ISO certifications that highlight our achievements of high-performance standards.

ISO 9001:2015
 Quality Management Systems

Ensures that our processes are streamlined, efficient, and consistent in meeting customer expectations.

ISO 37001:2016
 Anti-Bribery Management Systems

Prevents bribery in all forms and promotes transparency and accountability via the Anti-Bribery Management System.

ISO 14001:2018
 Environmental Management Systems

Effectively manages our environmental impacts and ensures sustainability across our operations.

ISO 45001:2018
 Occupational Health and Safety Management Systems

Ensures our commitment to the health and safety of employees as well as the well-being of our people.

Involvement with Associations and Memberships

Engaging with industry associations fosters valuable networking opportunities with business peers and serves as a platform for staying abreast of current industry policies, regulations and best practices. At present, E.A. Technique is a member of two industry associations and professional bodies within the maritime sector.

- Malaysian OSV Owners' Association ("MOSVA")
- Malaysia Shipowner's Association ("MASA")

Assuring Data Accuracy

Our internal assurance functions as an assessment system that ensures all data is validated by data owners. Moving forward, we are considering third-party assessments to further enhance the accuracy of our disclosures.

SUSTAINABILITY ACHIEVEMENTS

At E.A. Technique, we are steadfast in refining our ESG performance, embedding sustainability principles into the core of our onshore and offshore maritime operations. Our dedication yielded noteworthy achievements, underscoring the success of our sustainability journey.



Steering Our Business



Zero
reported incidents of corruption



Zero
whistleblowing cases & grievances reported



RM133.08
million economic value generated



Zero
incidents of industry-related non-compliances reported



Minimising Our Environmental Footprint



Initiated Scope 3
GHG emissions reporting in FY2023



100%
Compliant with the Carbon Intensity Index ("CII") Rating



18 tonnes
waste recycled in FY2023



Fulfilling Our Social Responsibility



4,608
total training hours

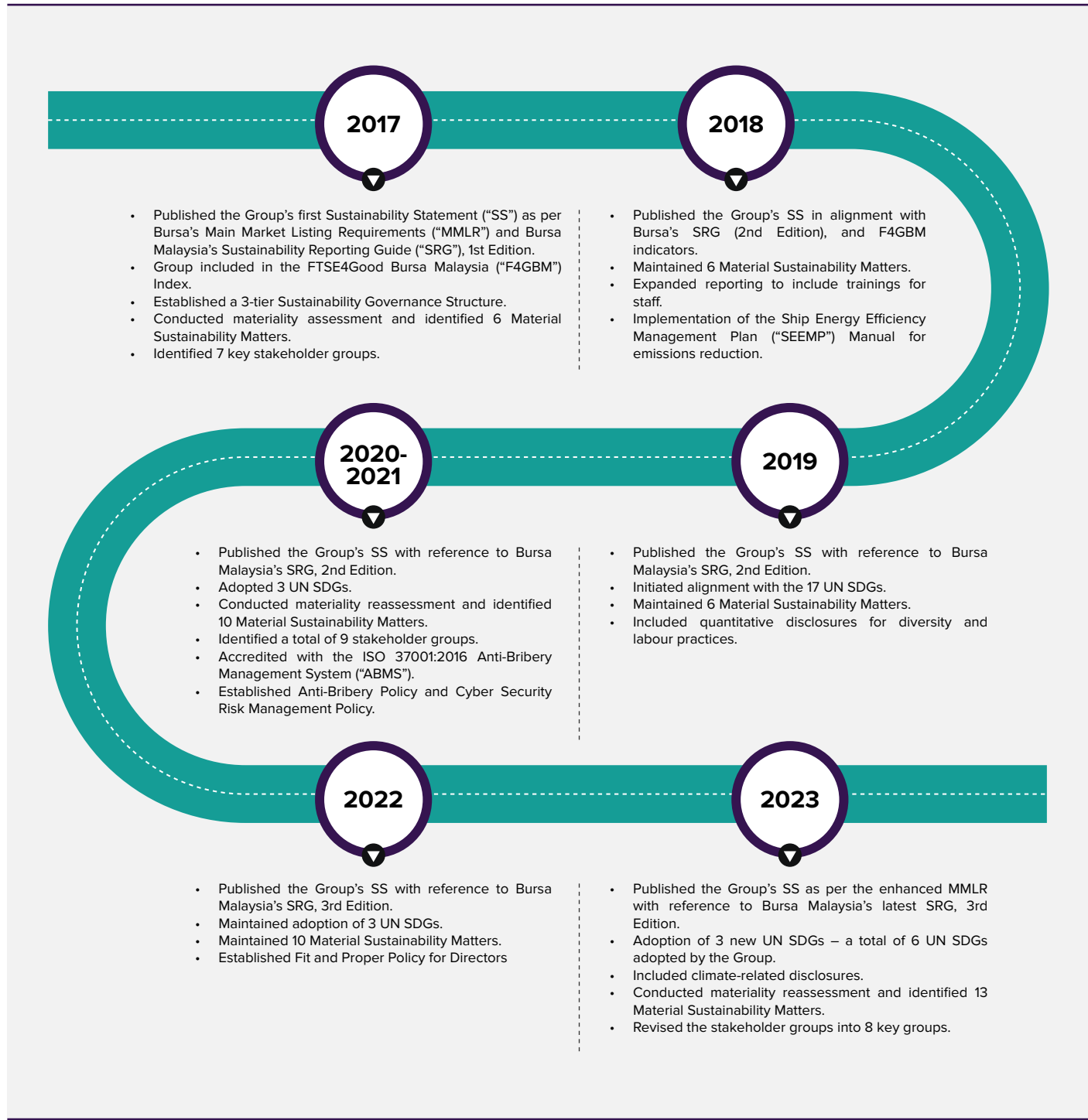


Zero
incidents of human rights violation

SUSTAINABILITY REPORT

CHARTING KEY MILESTONES IN OUR SUSTAINABILITY JOURNEY

Our illustrated sustainability journey highlights significant events that have shaped our ESG direction. Since FY2017, we have consistently integrated current ESG considerations into our business operations, driving further progression towards attaining our sustainability goals.



STRATEGIC SUSTAINABILITY APPROACH

ESG Framework

We introduced our inaugural ESG framework to streamline the integration of sustainability principles and foster ethical conduct across our diverse maritime operations. Structured around three sustainability pillars and aligned with the UN SDGs, the framework guides our socio-economic development initiatives with consideration to the global sustainability agenda.



SUSTAINABILITY REPORT

E.A. Technique's Sustainability Policy

Underpinning our framework is our newly established Sustainability Policy. Developed in harmony with our suite of ESG-related policies, this document embeds sustainability principles seamlessly into our corporate decision-making processes.



Steering Our Business

- Support local economic growth by prioritising local-based suppliers.
- Comply with regulatory and legal requirements in the market where we operate.
- Protect customer data and privacy against unauthorised access and use.
- Uphold the highest standards of ethical business conduct and act with integrity in all our operations.
- Prevent all forms of bribery and corruption throughout the Group's value chain.
- Uphold the highest standards of service to sustain customer satisfaction and support long-term value creation.



Minimising Our Environmental Footprint

- Continuously improve energy efficiency and actively monitor our carbon footprint across operations.
- Enhance recycling, reduce waste and implement responsible disposal methods to contribute towards a circular economy.
- Prevent pollution in any form for the protection of marine water quality.



Fulfilling Our Social Responsibility

- Foster a safe workplace for our employees, prioritising their well-being.
- Strive to consistently meet customer expectations, thereby fostering customer satisfaction.
- Ensure fair labour practices, treating all employees with dignity and fairness.
- Allocate resources to support employee development and growth.
- Actively engage with and contribute to the communities in which we operate.



Focus on Global Responsibility

The UN SDGs represent a universally embraced blueprint for shaping an equitable future by 2030. At their core lie 17 interconnected objectives, accompanied by specific targets and indicators, embodying a collective humanitarian call to action to address the world's most urgent challenges. Currently, we have adopted the six goals most resonant with our values and where our actions yield the most meaningful impact.

3 GOOD HEALTH AND WELL-BEING



Target 3.9:

By 2030, substantially reduce the number of deaths and illnesses from hazardous chemicals and air, water and soil pollution and contamination

- Protection against pollution via proper handling of fuel and chemicals on board.
- Implemented the Shipboard Oil Pollution Emergency Plan as a contingency measure if pollution occurs.

7 AFFORDABLE AND CLEAN ENERGY



Target 7.3:

Double the global rate of improvement in energy efficiency

- Implemented the Ship Energy Efficiency Management Plan Manual ("SEEMP") I, II and III to improve the energy efficiency of vessels.

8 DECENT WORK AND ECONOMIC GROWTH



Target 8.8:

Protect labour rights and promote safe and secure working environments for all workers, including migrant workers, in particular women migrants, and those in precarious employment

- Hazard identification and mitigation plans were put in place as part of occupational health and safety risk management.
- Regular OSH campaigns, audits and inspections were communicated to vessels and OSH-related training was conducted onboard vessels.

12 RESPONSIBLE CONSUMPTION AND PRODUCTION



Target 12.4:

By 2020, achieve the environmentally sound management of chemicals and all wastes throughout their life cycle, in accordance with agreed international frameworks

- Implemented the Garbage Management Plan, Bilge Management Plan, Sewage Management Plan, and Ballast Water Management Plan.
- Uphold strict adherence to The International Convention for the Prevention of Pollution from Ships (MARPOL) guidelines for the segregation and disposal of waste generated by the Group's Marine Operations.

13 CLIMATE ACTION



Target 13.2:

Integrate climate change measures into national policies, strategies and planning

- Climate goals aligned to the milestones of the International Maritime Organization's ("IMO") masterplan to cut GHG emissions from shipping by half in 2050.
- Continuously introduced new strategies and action plans to reduce emissions, adopted technologies to improve fuel efficiency.

16 PEACE, JUSTICE AND STRONG INSTITUTIONS



Target 16.5:

Substantially reduce corruption and bribery in all their forms

- Achieved ISO 37001:2016 Anti Bribery Management Systems accreditation for all operations.
- All Board members received training on Anti-Bribery and Anti-Corruption.
- The Code of Ethics included as a vital component of the New Joiner Induction Programme.

SUSTAINABILITY REPORT

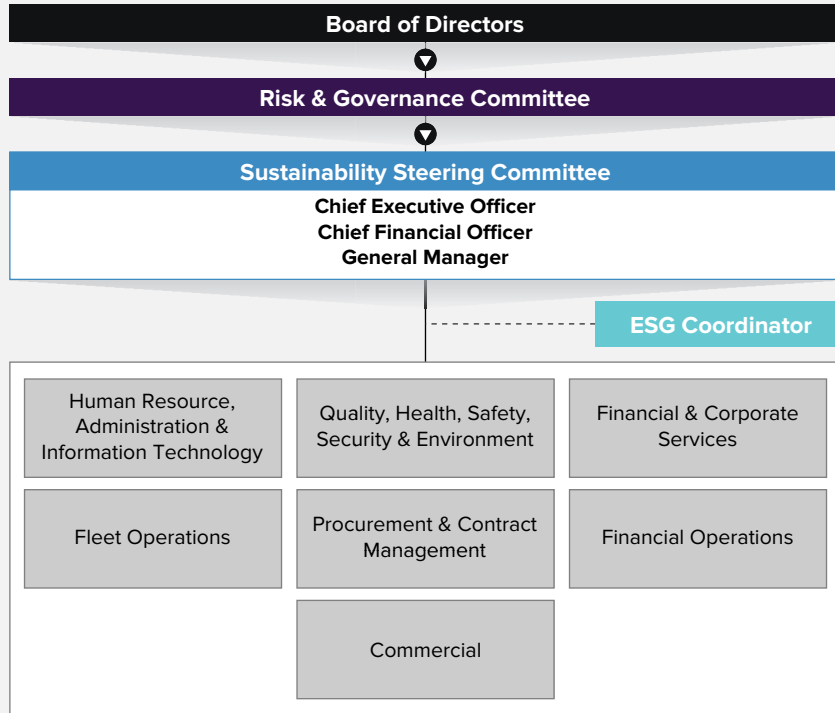
Governance and Leadership

Effective governance forms the foundation of E.A. Technique’s cohesive corporate culture, ensuring successful operations and fostering trust among stakeholders. Committed to upholding integrity in governance, E.A. Technique has instituted a three-tier governance structure that delineates responsibilities across managerial tiers, facilitating the effective integration of sustainability throughout the Group. This structure is headed by the Board of Directors, who provide strategic oversight on sustainability strategies, policies, targets, as well as climate-related risks and opportunities.

The Risk and Governance Committee (“RGC”) oversees the Sustainability Steering Committee (“SSC”) which monitors sustainability initiatives and performance across departments, translating strategic goals into tangible actions. The SSC regularly reports the Group’s sustainability progress to the RGC.



E.A. Technique (M) Berhad Sustainability Governance Structure



Roles	Responsibilities
Board of Directors	<ul style="list-style-type: none"> Provide strategic oversight over the Group’s overall sustainability agenda, practices, strategies, performance and material sustainability matters. Provide strategic oversight over the integration of ESG-related risks and opportunities within the Group’s strategy and risk management, including climate-related risks and opportunities. Approve sustainability policies, strategies, material sustainability matters, and the annual Sustainability Statement proposed by the SSC.
Risk & Governance Committee	<ul style="list-style-type: none"> Ensure strategic management of sustainability, climate-related risks and opportunities, as well as material sustainability matters for the Group. Include sustainability and climate-related risks in the Group’s risk management framework and implementation. Monitor the implementation of sustainability strategies, policies and initiatives.
Sustainability Steering Committee	<ul style="list-style-type: none"> Identify and propose potential changes to sustainability policies, standards and procedures. Develop and recommend sustainability strategies, initiatives and targets to the RGC. Identify and propose material sustainability matters relevant to the Group to the RGC for Board approval. Monitor the Group’s ESG performance and assess the effectiveness of sustainability policies, strategies, targets and initiatives for the Group. Establish a reporting structure or communication channel for department representatives to propose relevant material sustainability matters and to provide updates on ESG-related data to the SSC on a regular basis.

Engaging Stakeholders

E.A. Technique consistently interacts with stakeholders across diverse platforms, facilitating impactful dialogues aimed at nurturing connections, enhancing trust, and promoting the creation of shared value for both stakeholders and the business.

Frequency of Engagement		■ Annually	■ Quarterly	■ Monthly	■ Weekly	■ As required	
 <p>Shareholders and Investors</p>	<p>Why They Matter Shareholders and investors are essential in providing financial support to our business operations.</p>						
	<p>Areas of Concern</p> <ul style="list-style-type: none"> • Company financials and performance • Corporate governance, investor briefings • Business operations 	<p>How We Engage</p> <ul style="list-style-type: none"> ■ Annual report ■ Annual general meeting ■ Meetings ■ Financial reports 			<p>Our Response</p> <ul style="list-style-type: none"> • Quarterly financial reports • General meeting for shareholders • Publish annual reports, quarterly announcements, and disclosures on Bursa Securities' website and the Group's website 		
	<p>Why They Matter Regulators establish and enforce the legal frameworks, ensuring our compliance with laws and regulations.</p>						
	<p>Areas of Concern</p> <ul style="list-style-type: none"> • Corporate governance practices • Compliance on regulations • Transparency, accountability and reporting 	<p>How We Engage</p> <ul style="list-style-type: none"> ■ Meetings ■ Onsite inspection ■ Meetings 			<p>Our Response</p> <ul style="list-style-type: none"> • Full compliance with regulatory requirements • Participation in initiatives and programmes clarification on regulations 		
 <p>Customers</p>	<p>Why They Matter Customers drive the demand for E.A. Technique's products or services, influencing our revenue and growth.</p>						
	<p>Areas of Concern</p> <ul style="list-style-type: none"> • Brand presence • Service quality • Networking 	<p>How We Engage</p> <ul style="list-style-type: none"> ■ Meetings ■ Phone Calls ■ Emails 			<p>Our Response</p> <ul style="list-style-type: none"> • Increased brand presence • Feedback on performance • Frequent communication and engagement • Customer satisfaction surveys 		
	<p>Why They Matter Employees are vital to E.A. Technique's success, contributing skills and expertise that drive our operations.</p>						
	<p>Areas of Concern</p> <ul style="list-style-type: none"> • Business performance • Staff benefits and welfare • Occupational health and safety • Labour standards • Maritime security 	<p>How We Engage</p> <ul style="list-style-type: none"> ■ Townhall sessions ■ Talent management ■ Emails ■ Team building ■ Employee Handbook 			<p>Our Response</p> <ul style="list-style-type: none"> • Updated awareness on the on-goings in the Group • Promote teamwork, inclusiveness and respect • Training on occupational health and safety • Compliance with labour standards and security 		

SUSTAINABILITY REPORT

Frequency of Engagement

■ Annually

■ Quarterly

■ Monthly

■ Weekly

■ As required



Suppliers

Why They Matter

Suppliers play a key role by providing the necessary resources and materials to support E.A. Technique's operations.

Areas of Concern

- Daily operation matters
- Technical and operational requirement discussions
- Quotations negotiations
- Regulations compliance
- Performance evaluation
- After sales service

How We Engage

- Phone calls
- Meetings
- Emails

Our Response

- Familiarising with vendor's capabilities
- Negotiated for competitive rates for materials/ services procured
- Ensure materials/ services are procured at the right quality and delivered to the right location at the right time
- Ensured safety standards were upheld to prevent incidents at work site
- Timely after sales service



Industry Peers

Why They Matter

E.A. Technique collaborates with and benchmarks against industry peers which foster innovation and enhanced overall performance.

Areas of Concern

- Technical, operational and commercial matters
- Operational safety issues
- Market intelligence

How We Engage

- Trade shows and exhibitions
- Workshops
- Meetings

Our Response

- Ensure all clarifications are responded and appropriate actions are undertaken
- Participated in various tradeshow and exhibitions when deemed necessary for marketing
- Branding and recruitment process



Media

Why They Matter

Media provides coverage and perception management which impacts public opinion, influencing the Group's reputation and business relationships.

Areas of Concern

- The Group's economic performance

How We Engage

- Emails

Our Response

- Positive coverage by analysts and media



Local Community

Why They Matter

Communities can be positively influenced by E.A. Technique through responsible and sustainable practices.

Areas of Concern

- Community initiatives
- Career opportunities

How We Engage

- Corporate social responsibility (CSR)
- Internship programme

Our Response

- Contribute to the betterment of the community

NAVIGATING E.A. TECHNIQUE'S MATERIAL MATTERS

Materiality Assessment

Materiality assessments are a strategic tool used to clarify the relative importance of our identified topics, enabling us to concentrate on critical matters that inform decision-making processes. This approach allows us to address the most significant sustainability challenges, fundamentally contributing to value creation within the Group.

In FY2023, we conducted a sustainability reassessment to uphold the continued relevance of our materiality with current sustainability trends. We adhered to Bursa Malaysia's Main Market Listing Requirements and the Sustainability Reporting Guide (3rd Edition) when selecting our material sustainability matters. We took into consideration the evolving marine transportation and logistics industry as well as the oil and gas support services industry. Our material matters inform our Group's strategic decision-making and guide the prioritisation of our sustainability initiatives.



SUSTAINABILITY REPORT

Visualising Our Materiality Matters

After evaluating the results, we generated our materiality matrix to outline the matters deemed most material to the Group across three degrees of significance: high, very high and critical.



Out of the 13 material matters for FY2023, the top five priorities are Occupational Health and Safety, Regulatory Compliance, Data Privacy and Cybersecurity, Corporate Governance and Anti-Corruption, and Service Quality and Customer Satisfaction. These focal points embody our holistic approach to maintaining ethical business operations and prioritising the well-being of our staff while simultaneously delivering exceptional onshore and offshore services.

Mapping of Material Sustainability Matters

Our material matters are categorised under the relevant three pillars, UN SDGs and stakeholder groups. By organising our material matters under this structured framework, we enhance our understanding of their interdependencies and develop targeted actions for a more impactful approach.

LEGEND



Shareholders and Investors



Regulators



Customers



Employees



Suppliers



Industry Peers



Media



Local Community











Material Matters	Our Approach	UN SDGs	Stakeholder Groups
Steering Our Business			
Corporate Governance & Anti-Corruption	Guided by a robust governance structure, we implement policies, codes and procedures that ensure an ethical business process within the Group and for those we engage with.		
Data Privacy and Cybersecurity	Utilising data privacy policies, procedures and industry best practices, we safeguard our customers' data privacy from cybersecurity breaches.		
Compliance	We implement a proactive and adaptive compliance strategy that is crucial to ensuring our Group's adherence to legal requirements.		
Economic Performance	We implement strategic planning and group risk management to ensure robust economic performance and generate long-term value.		
Supply Chain Management	We procure from local suppliers and maintain a local supply base to support the local economy.		
Minimising Our Environmental Footprint			
Energy Management and Climate Action	We mitigate our impact on the environment and tackle climate change by managing our energy consumption to minimise greenhouse gas emissions.		
Waste and Effluent Management	The Group minimises environmental impacts by managing waste disposal and minimising general waste generation. We implement our own wastewater treatment to prevent adverse impacts to surface water and the environment.		
Water Consumption	The Group aims to manage our water consumption efficiently across our operations using adopted measures.		

SUSTAINABILITY REPORT

Material Matters	Our Approach	UN SDGs	Stakeholder Groups
Fulfilling Our Social Responsibility			
Service Quality and Customer Satisfaction	We ensure the safety and quality of our products via compliance with international quality standards and fair product pricing.		
Occupational Health and Safety	We ensure the health and safety of our employees by maintaining a safe and conducive working environment.	 	
Labour Practices and Human Rights	The Group respects the rights of employees and the community, implementing measures and procedures to safeguard their rights.	 	
Diversity and Inclusion	We advocate equal opportunity and inclusivity in our workforce, regardless of gender and social background.		
Community Engagement	The Group allocates resources to contribute to a range of community initiatives to alleviate the challenges faced by vulnerable groups and communities surrounding our operations.	 	

MEASURING SUSTAINABILITY PERFORMANCE

Key Performance Indicators (“KPIs”) serve as quantifiable metrics providing invaluable insights into our sustainability performance, enabling us to precisely identify potential improvement opportunities. They are also benchmarks that signify our progression over a specified period. In FY2023, we established 10 KPIs categorised under our three sustainability pillars.

Material Matters	KPIs	Performance
STEERING OUR BUSINESS		
Supply Chain Management	To achieve at least 70% of procurement expenditure spent on local suppliers annually	
Corporate Governance and Anti-Corruption	To achieve zero reported incidents of bribery and corruption annually	
	To achieve zero reported grievances or whistle-blowing complaints to the Group annually	
MINIMISING OUR ENVIRONMENTAL FOOTPRINT		
Climate Change and Energy	To monitor and disclose Scope 1 and Scope 2 GHG emissions annually	
	To establish a baseline year for GHG emissions by FY2025	
Waste and Effluent	To recycle at least 20% of waste annually	
FULFILLING OUR SOCIAL RESPONSIBILITY		
Occupational Health and Safety	To achieve zero lost time injuries per 1,000,000 hours worked annually	
	To ensure all workers receive health and safety training annually	
Labour Practices and Standards	To achieve zero complaints of human rights violations	
	Provide an average of 20 training hours per employee annually	

LEGEND



Achieved



In-Progress

ADVANCING CLIMATE ACTION

Climate-related Disclosures

In FY2023, E.A. Technique initiated our climate-related disclosures, enabling us to effectively navigate climate concerns and embed sustainability imperatives into our business strategies. We outlined our climate-related risks across the following core elements: Governance, Strategy, Risk Management, and Metrics and Targets.

Governance

The Board governs the Group’s climate-related risks and opportunities. We discuss our approach to assessing and strategically managing the emerging risks and opportunities posed by climate change.

Climate-related roles and responsibilities	
Board	
<ul style="list-style-type: none"> The Board is aware of the potential impacts, risks and opportunities from climate change on E.A. Technique’s operations and includes climate-related considerations in the Group’s governance and risk management. The Board provides strategic oversight of the Group’s sustainability and enterprise risk management, including climate-related risk management The Board provides strategic oversight of the Group’s sustainability initiatives, including climate-related initiatives. 	
Management	
<ul style="list-style-type: none"> The Management monitors climate-related risk and opportunities. The Management manages the Group’s risk management strategy including climate-related strategies The Management ensures the implementation of sustainability initiatives, including climate-related initiatives. 	

Strategy

Climate-related risks encompass two main categories: transition risks and physical risks. Transition risks result from market and regulatory changes associated with the transition to a sustainable economy, while physical risks involve the direct impacts of climate change on operations and assets, including extreme weather events. To best address them, E.A. Technique identified the following risks, their potential impact and the opportunities.

LEGEND

- Short to medium term risks (current to 2030)
- Medium to long term risks (2031 to 2050)

Transition Risks: Climate-related Risks, Impacts and Opportunities

Transition Risk	Impact	Opportunities
Policy and Legal		
● Regulations imposed for regulatory environmental compliance	• Potential incurred costs from penalties and fines	• Adopting long-term best practices to prevent non-compliances
● Future implementation of carbon tax or other carbon pricing mechanism	• Increased costs incurred from carbon pricing mechanisms	• Reduction of E.A. Technique’s reliance on carbon-intensive vessels
Technology		
● Challenges in determining transportation vessels that require less fuel resources to operate	• Additional costs for research and development	• Resource savings upon using vessels that are more resource-efficient and produce less waste
● Challenges in the adoption of new technology at the same level of service delivery	• Incurred upfront costs from investments in new technology and its implementation	• Cost and resource savings upon successful implementation of new technology
Market		
● Increased cost of service provision	• The rise in fuel and maintenance costs will affect the overall cost and reduce the profit margin	• Opportunity to diversify the technology applied and explore utilisation of energy-saving vessel features
Reputation		
● Increased stakeholder concerns and expectations for climate action from the Group where non-action may affect brand reputation	• Revenue affected by negative stakeholder sentiment which influences product demands	• Opportunity to strengthen brand reputation via the supply of more products with eco-based features

SUSTAINABILITY REPORT

Physical Risks: Climate-related Risks, Impacts and Opportunities

Transition Risk	Impact	Opportunities
Acute		
<ul style="list-style-type: none"> Occurrence of short-term extreme climate-related events i.e. hurricanes, typhoon, etc. 	<ul style="list-style-type: none"> Short-term extreme climate-related events may cause workforce disruption and damages to vessels and other assets 	<ul style="list-style-type: none"> Opportunity to innovate and adopt technological facilities that can anticipate and withstand the impacts of acute climate-related events in advance of industry peers
Chronic		
<ul style="list-style-type: none"> Occurrence of long-term effects such as extreme variability in weather patterns, i.e. prolonged high temperatures, intense rain, etc. 	<ul style="list-style-type: none"> Long-term climate-related impacts may affect the longevity of vessels, which affect the overall operating costs, capital costs and insurance costs to manage impacts 	<ul style="list-style-type: none"> Opportunity to adopt innovative technology and resilient vessels that withstand long-term climate impacts ahead of industry peers

Risk Management

Our processes for identifying, assessing and managing climate-related risks are integrated into the Group's overall risk management framework.

Risk Management
Identification of Climate-related Risks
<ul style="list-style-type: none"> Risks, including climate-related risks, are identified through risk identification, risk assessment, risk management approach and continuous monitoring and inclusion at each division. Identified significant risks are escalated to the RGC and the Board. The Board and other committees convene at least two (2) times a year to discuss and update strategic business matters which include climate-related matters.
Managing Climate-related Risks
<ul style="list-style-type: none"> The RGC and SSC are responsible for ensuring sustainability and climate risks are managed by monitoring anticipated or reported impacts, including sustainability-related or climate change impacts on the Group's operations. Both the SSC and RGC are responsible for proposing mitigation actions for the identified sustainability and climate risks and overseeing their implementation.
Integration of Climate-related Risk Management
<ul style="list-style-type: none"> Climate-related risks are integrated into the Group's Risk Management framework to ensure risks are properly addressed and comprehensive oversight is implemented.

Metrics and Targets

Setting the metrics and targets equips us to navigate our climate-related risks and opportunities. We track GHG emissions and other climate-related organisational targets. Moving forward, our Climate Change targets include:

- To establish a baseline year for GHG emissions by FY2025
- To monitor and disclose Scope 1 and Scope 2 GHG emissions annually





STEERING OUR BUSINESS

In managing our business, robust governance and effective economic performance are imperative. They ensure that our operations are conducted responsibly while fostering sustained growth that generates value for our stakeholders, contributing positively to the industry.

Material Sustainability Matters

- Corporate Governance and Anti-Corruption
- Data Privacy and Cybersecurity
- Regulatory Compliance
- Economic Performance
- Supply Chain Management

Key Highlights

- Zero reported incidents of corruption
- Zero whistleblowing cases and grievances reported
- RM 133.08 million economic value generated
- Zero incidents of industry-related non-compliances reported

Key Stakeholders



SUSTAINABILITY REPORT

Corporate Governance and Anti-Corruption

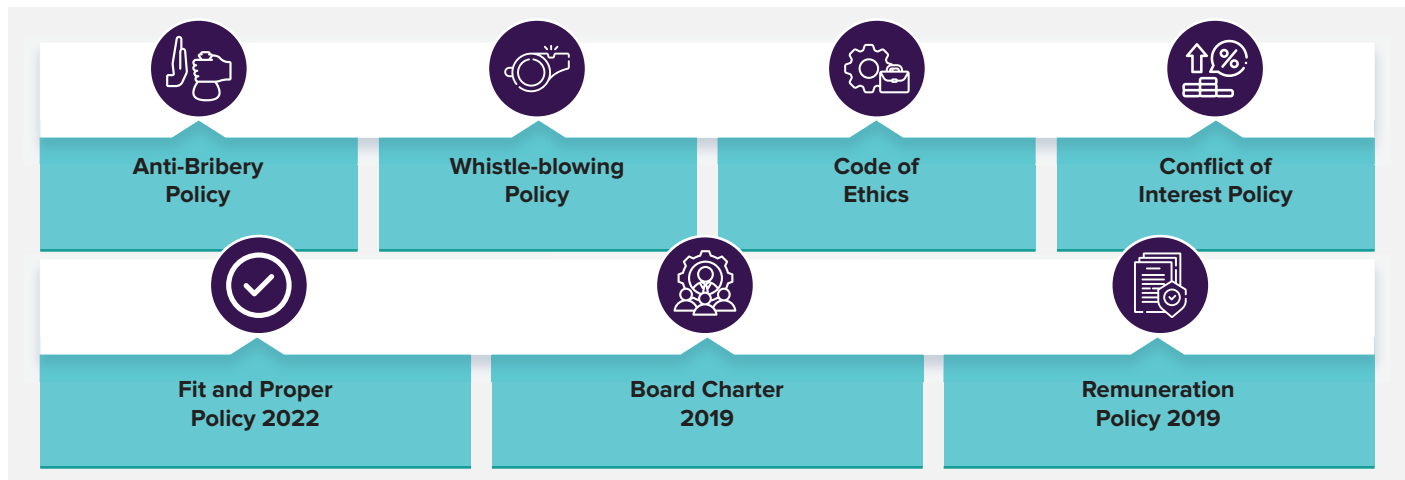
Why it Matters

Robust corporate governance is essential for bolstering the credibility of operations and earning the trust of stakeholders. An effective governance structure fosters a productive working culture, one that upholds high standards of integrity in compliance with applicable laws and regulations, safeguarding our reputation.

E.A. Technique's Approach

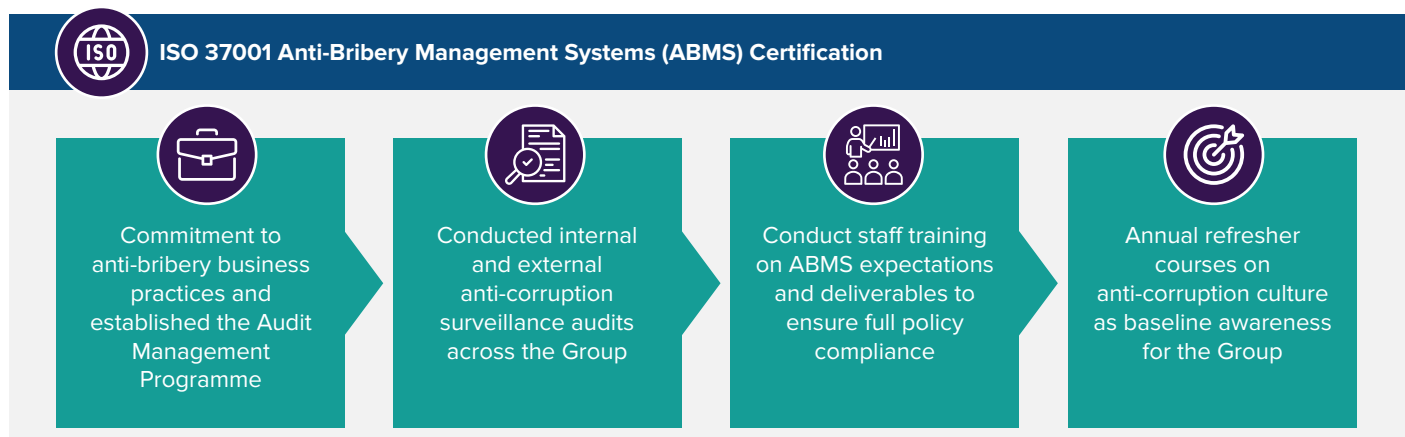
We safeguard the quality of our governance by setting clear strategic direction for the Group from the top. Our Fit and Proper Policy and Board Charter defines the appointment criteria of the Board of Directors, outlining their roles and responsibilities. Through this, we promote a transparent Board selection process that leads to consistent compliance with the latest regulatory requirements and standards.

To sustain our record of zero instances of corruption, we regularly communicate the responsibilities stipulated in our corruption risk management policies to our employees, suppliers and other stakeholders. Our wide range of policies encompass corporate governance and anti-corruption approaches, ensuring strategic risk management throughout our operations.



The Group's Anti-Bribery Policy in specific comprises anti-corruption procedures, compliance requirements and controls. Pursuant to the Malaysian Anti-Corruption Commission ("MACC") Act 2009 and the MACC (Amendment) Act 2018, the Policy offers clear guidance for identifying and addressing bribery and corruption issues. The Board also exercises strategic oversight on the Group's anti-corruption efforts, with support from the Risk and Governance Committee.

To raise the bar for ethical corporate governance, E.A. Technique aligned all our operations with critical anti-bribery business procedures and achieved the ISO 37001 Anti-Bribery Management Systems Certification in 2021.



E.A. Technique's Performance

In the current year, we intensified our efforts to align with the recommendations of the Malaysian Code on Corporate Governance ("MCCG") regarding the composition of our Board members and the Board Remuneration Committee ("RC").

Notably, over half of our Board of Directors are independent members and our Board RC comprises entirely of non-executive Board members, surpassing the recommended practice. However, due to the labour-intensive nature and specialised requirements of our industry, the locally available expertise have a greater representation of male Board candidates.

Board Composition			Board Remuneration Committee
Independence	Diversity (Gender)	Diversity (Age)	Representation
83% independent Board members	17% women Board members	100% Board members aged above 50	100% non-executive Board members

E.A. Technique achieved notable milestones in our anti-corruption control and risk management by consistently conducting Anti-Corruption Risk Assessment and audits across all operations, in line with our ISO 37001: 2016 certification. Additionally, Anti-Corruption training sessions are conducted for employees in all categories. We also ensure the effective communication of policies and codes throughout the workforce alongside relevant third parties associated with or working on behalf of the Group.

Corruption Risk Assessment

	FY2021	FY2022	FY2023
Percentage of operations assessed for corruption risk	100%	100%	100%

Corruption-related Training

Employee Category	FY2021	FY2022	FY2023
Senior Management	33%	33%	100%
Management	33%	20%	22%
Executive	100%	91%	100%
Non-Executive	0%	1%	1%

Corruption Incidents

	FY2021	FY2022	FY2023
Number of confirmed incidents of corruption	0	0	0

Regulatory Compliance

Why it Matters

Compliance with regulatory requirements and standards underpins the effective management of risks and opportunities related to our business, supporting our sustainable growth. As a marine transportation and logistics service provider supporting the oil and gas industry, E.A. Technique's activities are governed by marine and shipping laws, regulations and guidelines in the various local and international jurisdictions in which we operate.

E.A. Technique's Approach

We strategically ensure adherence with the Malaysian shipping industry requirements, organisational, geographical and environmental laws and regulations as well as the Bursa Malaysia Main Market Listing Requirements. Our compliance extends to all national and international requirements applicable to our industry. As a standard practice, the Group conducts periodic reviews of all regulatory obligations every two months to uphold complete compliance. The following highlights some major industry-based requirements that E.A. Technique adheres to.



1

International Safety Management Code (ISM Code)



2

International Ship & Port Facility Security Code (ISPS Code)



3

International Convention on Load Lines 1966



4

International Convention for Safety of Life at Sea 1974 (SOLAS)



5

International Convention for The Prevention of Pollution from Ships 1973/1978 (MARPOL)



6

International Convention on Standards of Training, Certification and Watchkeeping for Seafarers 1978 (STCW)

SUSTAINABILITY REPORT

We implemented training programmes to ensure full compliance of applicable laws and regulations, including via new joiners' induction programmes as well as regular compliance updates on board our vessels and offshore.

E.A. Technique's Performance

In FY2023, we achieved zero non-compliances with respect to local and international laws as well as regulations, together with zero grievance cases reported under the whistle-blowing mechanism.

We also aligned 100% of E. A. Technique (M) Berhad alongside Johor Shipyard and Engineering Sdn. Bhd. ("JSE") onshore operations with the ISO 37001:2016 Anti-Bribery Management System. Furthermore, we achieved full alignment of E.A. Technique's service management operations (offshore, including onboard our vessels) with the spectrum of ISO standards accredited to our Group, as outlined below.

ISO 14001:2018
Environmental Management Systems

ISO 45001:2018
Occupational Health and Safety Management Systems

ISO 45001:2018
Occupational Health and Safety Management Systems

In FY2023, we achieved the successful renewal of our Document of Compliance ("DOC") from the Marine Department of Malaysia. This document represents our compliance to the requirements set forth by both the Marine Department and International Safety Management ("ISM") code, enabling us to operate our vessels legally within Malaysian waters. The verification and certification process entailed an audit of our Safety Management System.

Customer Privacy and Data Protection

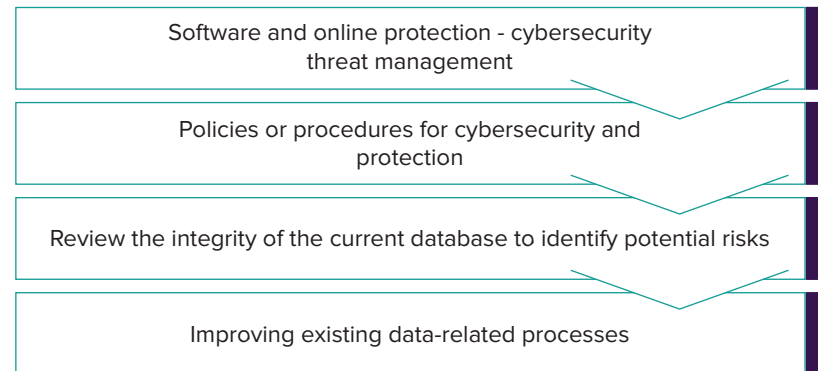
Why it Matters

Advancements in digitalisation have propelled the integration of digital technologies and infrastructure into our service provision processes and stakeholder interactions. We recognise the significance of effective cybersecurity and data breach risk management in

mitigating potential threats. Therefore, we have implemented systems and initiatives designed towards data privacy protection for the Group.

E.A. Technique's Approach

E.A. Technique has set procedures to ensure appropriate management of potential cybersecurity and data privacy risks throughout our operations.



In compliance with the Personal Data Protection Act of 2010 ("PDPA"), the Group ensures that all data collected from stakeholders with their full consent and understanding. The data is protected from third-party involvement unless consent is obtained or if mandated by law or enforcement agencies.

E.A. Technique's Performance

In FY2023, there were zero complaints regarding breaches of customer privacy or losses of customer data. Furthermore, there were zero reported instances of non-compliance with IT and cybersecurity laws as well as regulations over the past three years.



Economic Performance

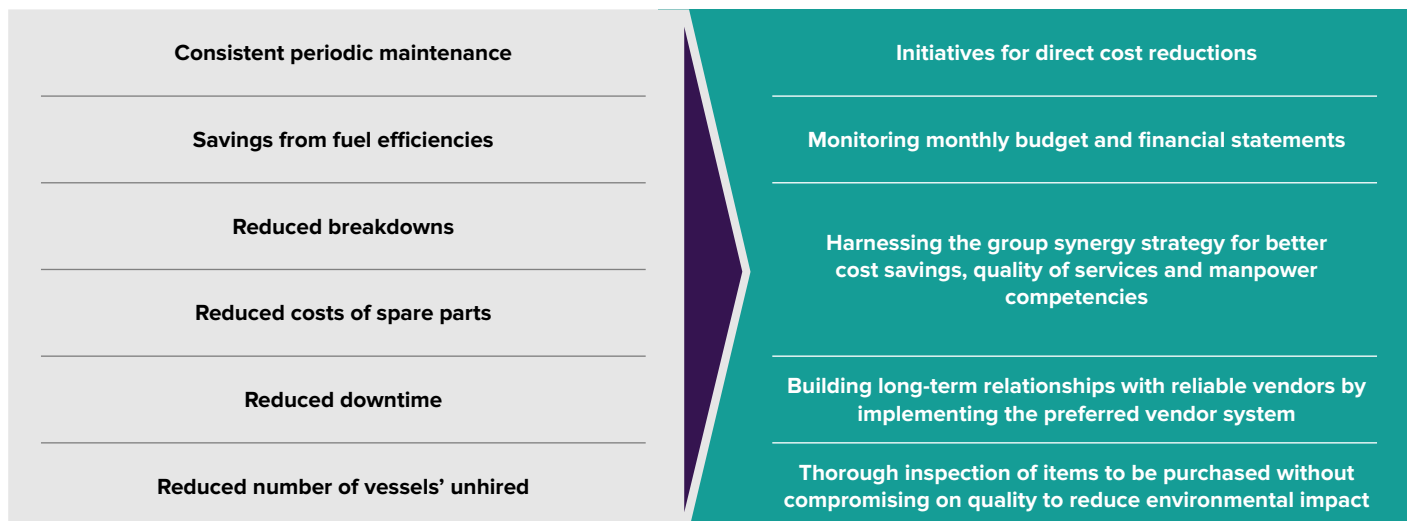
Why it Matters

Our economic performance directly affects employment opportunities, standards of living as well as stakeholder and customer confidence. As such, we support national economic growth objectives through the distribution of economic value via our tax contribution, service provision, job creation, business engagement and our capital and infrastructural investments.

E.A. Technique’s Approach

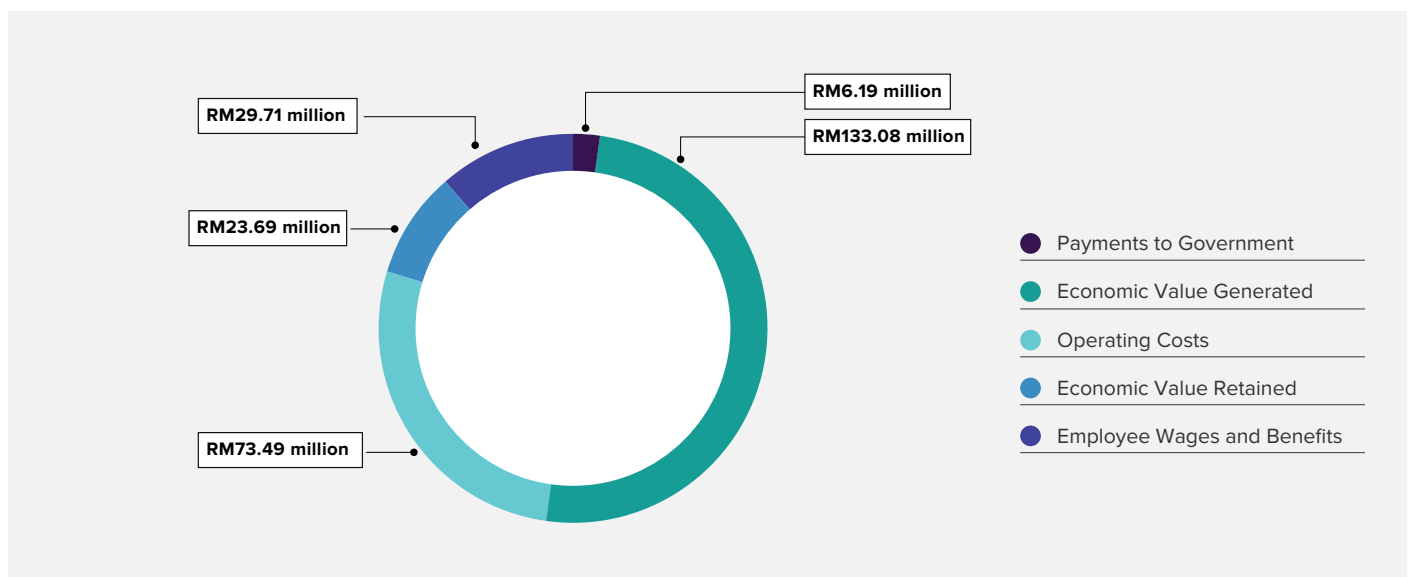
We adhere to the best practices of the marine industry to consistently provide high-quality services in a timely and efficient manner, addressing challenges stemming from market fluctuations.

To uphold service quality, we prioritise regular maintenance and focus on improving the productivity of our vessels. Several strategies as outlined below have been implemented to enhance the Group’s economic sustainability.



E.A. Technique’s Performance

In FY2023, we focused on strengthening our economic performance to maintain our financial health and enhance shareholder value.



SUSTAINABILITY REPORT

Supply Chain Management

Why it Matters

Efficient supply chain management is instrumental in attaining operational efficiency and securing a competitive edge within our marine transport and logistics service provider operations. Additionally, sourcing from local suppliers bolsters our supply chain resilience and nurtures socio-economic progress in the communities we serve. By prioritising local sourcing, we cultivate mutually beneficial relationships that drive sustainable development and foster long-term prosperity.

E.A. Technique's Approach

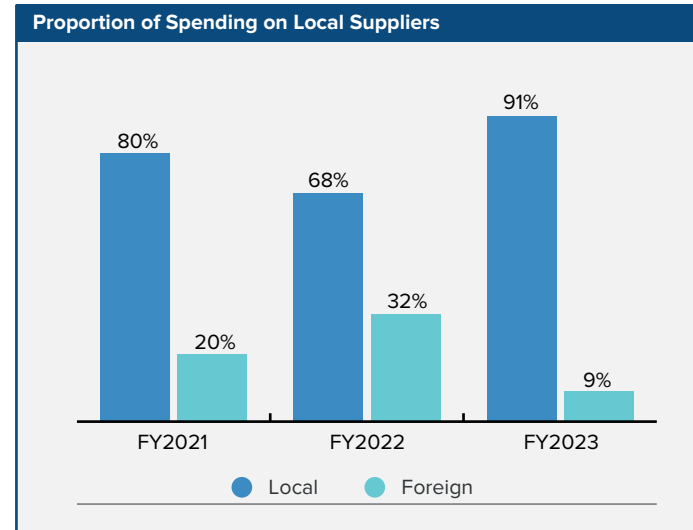
We prioritise local procurement and services whenever feasible to positively impact the economy. Vendors and suppliers who can deliver quality supplies and services meeting the required specifications at competitive prices and within stipulated timelines will be prioritised.

In our procurement process, we also emphasised our Responsible Procurement initiatives.

- | | |
|---|--|
| <p>1 Prioritising services, supplies and/or works that take into account economic, social, labour and environmental considerations in an objective and transparent manner.</p> | <p>2 Reviewed the Group's internal procurement performance and external practices and restructured the Procurement Department to improve productivity.</p> |
| <p>3 Reviewed the integrity of vendor database in terms of its completeness and accuracy and opportunities for improvement.</p> | <p>4 Enhanced the e-procurement process and the vendor registration process and setting a requirement for comprehensive Know Your Client ("KYC") information collection from all vendors.</p> |

E.A. Technique's Performance

We track the value of our expenditure on local suppliers each year. This year, we achieved an increase of 23% of our spending on local suppliers in comparison with the previous year.



Note:
Supplier expenditure data only covers operational expenditure.



MINIMISING OUR ENVIRONMENTAL FOOTPRINT

E.A. Technique is conscious of the environmental impacts stemming from our marine service operations. We work towards managing and diminishing our carbon footprint by adhering to high operational standards, both internationally and locally. We strive to be a responsible corporate citizen through the implementation of environmentally-friendly practices.

Material Sustainability Matters

- Energy Management and Climate Action
- Waste and Effluent Management
- Water Consumption

Key Highlights

- Initiated Scope 3 GHG emissions reporting in FY2023
- 100% compliant with the CII Rating
- 18 tonnes of waste recycled

Key Stakeholders



Shareholders and Investors



Regulators



Industry Peers



Customers



Local Communities



SUSTAINABILITY REPORT

Energy Management and Climate Action

Why it Matters

Responsibly managing our energy use and addressing climate change are crucial for us as a marine transportation and offshore storage of O&G company. Implementing efficient energy management practices mitigates environmental impact, enhancing our operational resilience and cost-effectiveness in the face of evolving regulatory and market dynamics.

E.A. Technique's Approach

Our environmental management for all E.A. Technique's operations is ISO 14001: 2015 certified and are embedded in the Quality, Health, Safety and Environment ("QHSE") Policy.



Preventing oil spills and pollution of the ocean.



Creating a safe NOx and SOx emission limit for all fleet vessels.



The CII Rating, developed by the IMO, serves as a standardised measure for assessing a ship's efficiency. Mandated under MARPOL Annex VI, this rating system aims to mitigate GHG emissions arising from commercial ships.

In FY2023, we collected and analysed our vessel data to quantify emissions in terms of grammes of Carbon Dioxide ("CO₂") emitted per cargo-carrying capacity and nautical mile. This data is utilised to determine the CII rating for each ship, ranging from A to E. Our CII rating for this year is C, with the emission rate of 0.35 grams of CO₂ per one tonne of cargo per one mile of travel.

To ensure our ships achieve the required CII Rating for our SEEMP, we initiated vessel travelling speed reductions which entail better fuel consumption. In FY2023, all our vessels comply with MARPOL regulations.

E.A. Technique's Performance

Fuel Consumption

In FY2023, our total fuel consumption includes 57,641L of petrol, 57,949L of diesel, 2,529,993L of low sulphur fuel oil ("LSFO"), 5,055,323L of biodiesel and 11,443MT of marine gas oil ("MGO").

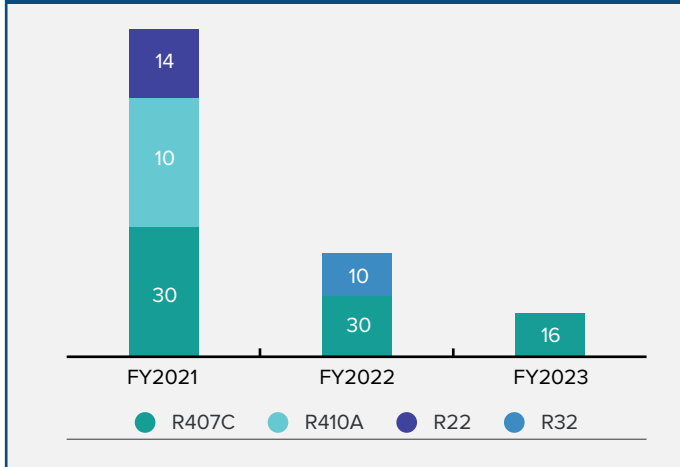
Type of Fuel	Consumption		
	FY2021	FY2022	FY2023
Petrol	25,475 L	35,735 L	57,641 L
Diesel	41,873 L	43,795 L	57,949 L
LSFO	2,105 L	1,934,725 L	2,529,993 L
Biodiesel	2,753,841 L	3,016,790 L	5,055,323 L
MGO	3,382 MT	3,161 MT	11,443 MT

SUSTAINABILITY REPORT

Leaking Refrigerants

In FY2023, E.A. Technique recorded a 46.7% reduction in the amount of refrigerant leakage from our cooling system across all our vessels.

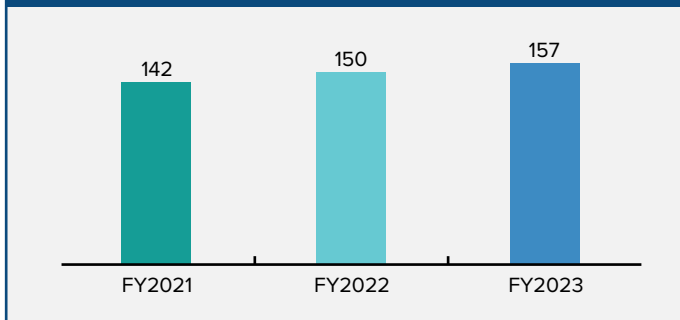
Leaking Refrigerants (kg)



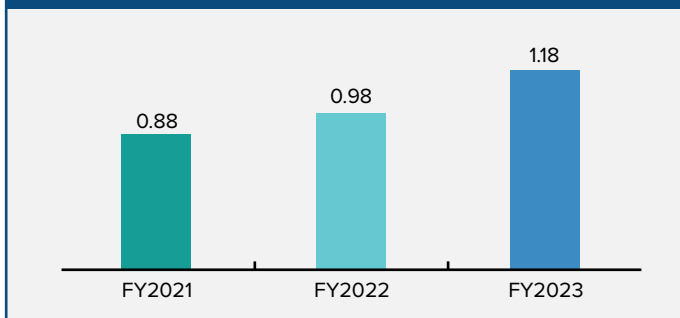
Electricity Consumption and Intensity

Our electricity consumption this fiscal year increased by 4.7% compared to the previous year. This is indicative of the increase in the total headcount of our workforce in FY2023. Electrical intensity stands at 1.18 MWh per RM million of revenue.

Electricity Consumption (MWh)



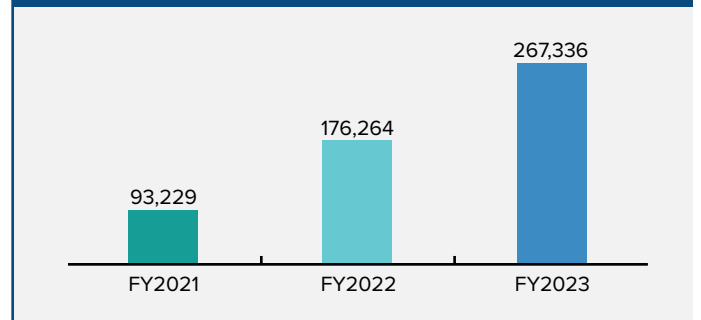
Intensity (MWh/RM million)



Energy Consumption

Our total energy consumption amounted to 267,336 gigajoules (GJ), encompassing the usage of procured electricity from the national grid and total fuels consumed in FY2023. The surge in energy usage correlates with our heightened vessel utilisation rate of 90% during FY2023, a notable increase from the 78% rate observed in FY2022. Moreover, the extended distances covered by our tankers when transporting oil and gas products have further contributed to our energy consumption.

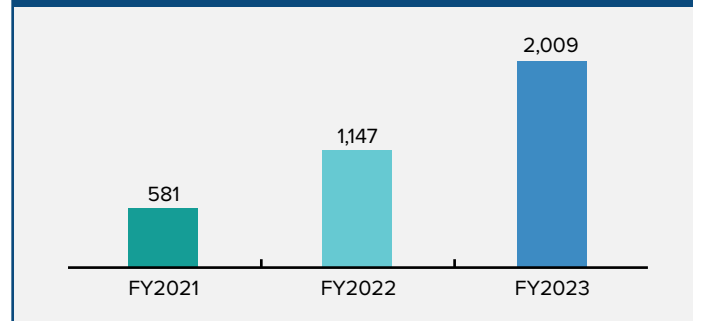
Energy Consumption (GJ)



Note:

Calculation for energy consumption utilises conversion values from The U.S. Energy Information Administration ("EIA").

Energy Intensity (GJ/ RM million)

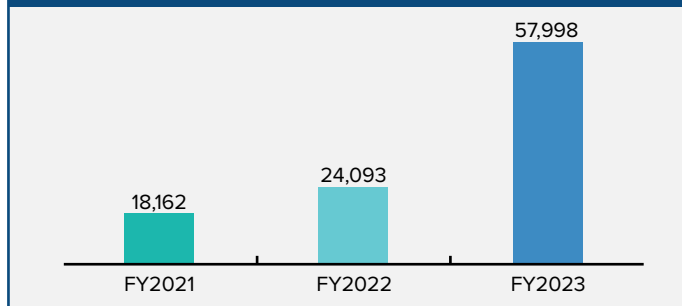


SUSTAINABILITY REPORT

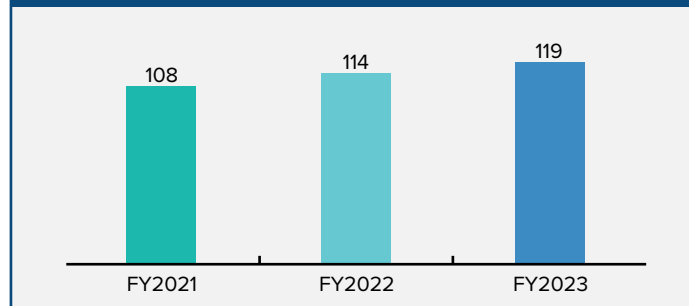
GHG Emissions

In FY2023, the combined emissions from our operations amounted to 58,361 tCO₂e. Of this total, Scope 1 emissions accounted for 57,988 tCO₂e, followed by Scope 2 emissions at 119 tCO₂e and Scope 3 emissions at 244 tCO₂e.

Scope 1 Emissions (tCO₂e)



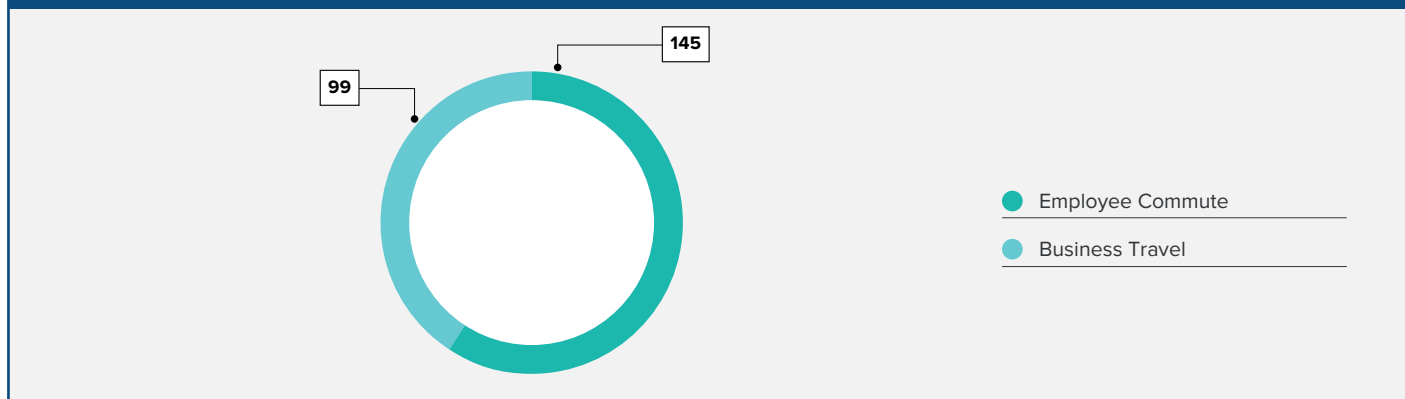
Scope 2 Emissions (tCO₂e)



Our Scope 1 emissions increased compared to the previous year, as we expanded our operating capacity post Covid-19 pandemic. Meanwhile, our Scope 2 emissions have consistently increased from FY2021 to FY2023.

In our inaugural Scope 3 emissions tracking, we have measured a total of 244 tCO₂e, with 59% from employee commute and 41% from business travel.

Scope 3 Emissions (tCO₂e)



Note:

1. Calculation methodology is based on the GHG Protocol Corporate Accounting and Reporting Standards.
2. Scope 1 and 3 emissions factors were sourced from the UK Government's GHG Conversion Factor 2023.
3. Scope 2 emissions factor were sourced from the National Energy Commission: Grid Emissions Factor 2021.
4. Scope 3 GHG emissions is calculated for FY2023 only.

Air Quality

We obtained new tankers in FY2022, and as such initiated the tracking of air quality parameters. In FY2023, the sum of Nitrogen Oxide ("NO_x") emitted increased by 15.6% and Sulfur Oxide ("SO_x") increased by 48.8%, reflective of the total distance travelled in the year which increased by 53.0%.

Parameters	FY2022	FY2023
Sum of SO _x (tonnes)	11.24	16.73
Sum of NO _x (tonnes)	208.81	241.48
CH ₄ (tonnes)	1.77	2.05
Distance Travelled (miles)	46,864.10	71,693.00

Waste and Effluent Management

Why it Matters

Effective waste and effluent management are vital for a marine logistics company, ensuring compliance with environmental regulations, minimising operational risks and supporting sustainability goals. Proactive measures in waste management contribute to regulatory adherence, operational efficiency and a positive corporate image. Our vessels primarily discharge bilge water and ballast water, and it is essential that these discharges heed stringent environmental standards.

E.A. Technique's Approach

Waste Management Plan

E.A. Technique has developed a holistic waste management strategy that addresses key facets of waste disposal, treatment and recycling practices.

	Marine Operations	Non-Marine Operations
Schedule and Non-Scheduled Waste	Garbage Management Plan ("GMP") <ul style="list-style-type: none"> Information on the handling, storage and disposal of garbage that is applicable for vessels above 100 gross tonnes and carrying more than 15 persons. If a vessel is above 400 gross tonnes, it is required to have a Garbage Record Book to record all discharge into the sea, waste incineration, and disposal to licensed facilities. 	Chemical and Waste Management Manual <ul style="list-style-type: none"> Methods to control the purchase, handling, storage and disposal of general waste and hazardous waste Disposal of scheduled waste is compliant with the Environmental Quality (Scheduled Wastes) Regulations 2005.
Effluents	<ol style="list-style-type: none"> Bilge Management Plan <ul style="list-style-type: none"> Procedures for handling bilge water, which is processed through oil filtering equipment. All bilge water discharged is recorded in the Oil Record Book. We abide by the MARPOL convention, which mandates that the permissible level of oil in bilge water for lawful discharge into the ocean remains below 15 Parts Per Million ("15 ppm"). Sewage Management Plan <ul style="list-style-type: none"> Procedures for handling sewage, which needs to be treated before being released at a distance of at least 12 nautical miles from land. Ballast Water Management Plan <ul style="list-style-type: none"> Developed in accordance with Regulation D1 of the International Convention for the Control and Management of Ship's Ballast Water and Sediments ("BWM"). All ballast water discharged from our vessels is recorded in the Ballast Water Handling Log. 	<ul style="list-style-type: none"> Effluent is managed according to the approved treatment process.
Spills	Shipboard Oil Pollution Emergency Plan <ul style="list-style-type: none"> Provides the necessary course of action when a pollution incident has or will likely occur. 	Chemical and Waste Management Manual <ul style="list-style-type: none"> Provides procedures to control any liquid spillage and leakage in a safe and controlled manner.

SUSTAINABILITY REPORT

Current Initiatives

The Group has on-going efforts for plastic and paper reduction across our marine and non-marine operations. Our Zero Plastic initiative highlights the importance of reducing single-use plastics and encourages alternative packaging.

We prioritise the 3Rs – recycling, repurposing, and reducing as integral practices throughout our operations, actively working to minimise environmental impact and promote resource efficiency.

E.A. Technique's Performance

The total hazardous waste generated from our operations amounted to 34 tonnes in FY2023 which is lower than the waste generated in FY2022. This trend is also seen for non-hazardous waste, whereby a significant decrease is observed in FY2023 compared to previous years. In FY2022, we disposed of tankers that had reached the end of their effective economic service life, which contributed to the decrease in total waste generated in FY2023. The decrease is further attributable to the reduced number of active vessels in FY2023 due to the expiration of contracts for one of our vessels.

Type of Waste	E.A. Technique's Waste Generated (Tonnes)		
	FY2021	FY2022	FY2023
Hazardous Waste	94	45	34
Non-Hazardous Waste	382	278	56

In FY2023, we initiated recycling efforts as a method to divert waste from landfills and began tracking bilge water discharges from our vessels.



18

Tonnes of waste recycled in FY2023



11,629

Litres of Bilge water discharged in FY2023

Water Consumption

Why it Matters

Water consumption is a crucial aspect of our operations such as in the cooling process of onboard equipment as well as kitchen and toilet use. Given the limited water storage capacities on ships, the efficient utilisation of potable and filtered freshwater becomes paramount to ensure smooth daily onboard activities.

E.A. Technique's Approach

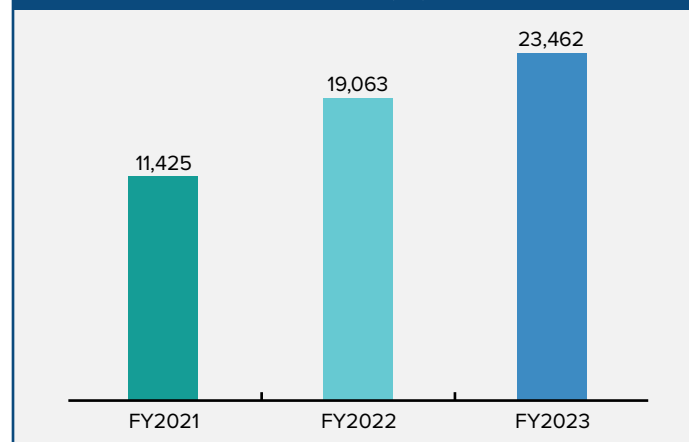
In our onboard operations, we prioritise efficiency and sustainability. For sensitive onboard processes, such as boilers and the engine cooling system, we utilise municipal water to ensure reliability, while fresh potable water is reserved for consumption.

To further enhance sustainability, non-essential processes use seawater to operate machinery while greywater usage is carefully managed across our maritime operations, minimising water consumption.

E.A. Technique's Performance

In FY2023, a total of 23,462 m³ of water was utilised by the Group, a 23.1% increase compared to FY2022. This increase in water consumption correlates with our higher vessel utilisation rate of 90% in FY2023 compared to 78% in FY2022. Additionally, our tankers travelled greater distances to transport oil and gas products, contributing to the rise in water consumption.

E.A. Technique's Water Consumption (m³)





FULFILLING OUR SOCIAL RESPONSIBILITY

E.A. Technique's resilience is built upon fostering a unified organisational culture that enables employees to reach their maximum potential. We invest in our workforce through talent development and communication programmes. These initiatives are designed to fortify our core values while also encouraging norms that align with our organisational objective.

Material Sustainability Matters

- Occupational Health and Safety
- Service Quality and Customer Satisfaction
- Labour Standards and Human Rights
- Diversity and Inclusion
- Community Engagement

Key Highlights

- 4,608 total training hours provided to employees
- Zero incidents of human rights violation

Key Stakeholders



Shareholders and Investors



Regulators



Customers



Employees



Suppliers



Industry Peers



Local Community



SUSTAINABILITY REPORT

Occupational Health and Safety

Why it Matters

Ensuring the well-being of employees in E.A. Technique is paramount, as it directly influences operational continuity and minimises potential hazards related to maritime activities. A focus on safety protects workers and enhances the overall reliability and longevity of the Group's operations.

E.A. Technique's Approach

Our Occupational Health and Safety management system is ISO 45001: 2018 certified, enabling E.A. Technique to systematically assess hazards and implement risk control measures. Effective implementation of this management system leads to reduced workplace injuries, illness and accidents. The Safety Management System ("SMS") encompasses the core elements and is reviewed internally by the Corporate Health, Safety, Security, Environment and Quality ("HSSEQ") Department.

The QHSE Policy comprises the following tenets that guide the implementation of safety protocols in the Group.



As per the E.A. Technique Health, Safety and Environment ("HSE") Plan, a Crew Engagement and Shipboard Senior Officer Forum was conducted. The forum addresses potential safety risks and controls, mapping out all safety hazards along with the corresponding management systems.

E.A. Technique's Performance

All incidents of Health and Safety non-compliances were recorded as per the Group's SMS. In FY2023, the total number of hours worked is 1,042,703 hours.

	FY2021	FY2022	FY2023
Total number of hours worked	1,305,299	1,324,458	1,042,703
Total number of work-related fatalities	0	0	0
Total number of recordable work-related injuries and ill health	0	0	2
Lost Time Incident Rate ("LTIR")	0	0	0.38

*LTIR was calculated based on Bursa Malaysia Sustainability Reporting Guide of per 200,000 hours worked.

Health and Safety Training

In FY2023, total training for health and safety amounted to 496 hours for 111 attendees.

Occupational Health and Safety Training	Number of Attendees	Total Training Hours
Basic Occupational First Aid, Cardiopulmonary Resuscitation ("CPR") and Automatic Electronic Defibrillator ("AED") Training	21	16
SM, International Ship and Port Facility Security ("ISPS") & Maritime Labour Convention ("MLC") Awareness Training regarding the contents of the International Safety Management ("ISM") Code	30	16
ISM, ISPS & MLC Internal Auditor Training	30	24
Compressed Air Emergency Breathing System ("CA-EBS") Initial Deployment Training Offshore Petroleum Industry Training Organisation ("OPITO") Approved	1	8
Tropical Basic Offshore Safety Induction and Emergency Training ("BOSIET") with CA-EBS and travel safely by boat	1	24
Oil and gas safety passport	5	40
OPITO Tropical Further Offshore Emergency Training ("FOET") with CA-EBS & further travel safely by boat	1	8
OPITO Tropical BOSIET with CA-EBS & further travel safely by boat - Code 5509	1	24
First aid, CPR and AED training	21	336

Service Quality and Customer Satisfaction

Why it Matters

Ensuring high standards of service in a shipping company is crucial for building trust and fostering lasting relationships with customers. A focus on meeting and exceeding customer expectations enhances the Group's reputation and promotes customer loyalty, ultimately driving sustained business growth.

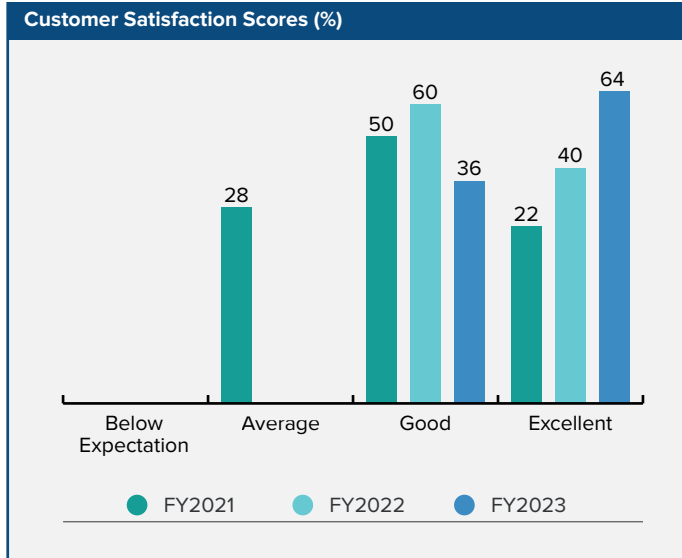
E.A. Technique's Approach

We prioritise building strong customer relationships and adhere to the ISO 9001:2015 Quality Management System standards. As part of our ongoing efforts, we conduct regular surveys to collect invaluable customer feedback which allow us to refine our service quality. This year, we addressed customer concerns and focused on improving our responsiveness to deliver exceptional service.

E.A. Technique's Performance

Our customer satisfaction survey divided the client scoring into four categories: Excellent, Good, Average and Below Expectation. In FY2023, our survey results were positive, with 64% rating us as "Excellent" and 36% as "Good."

SUSTAINABILITY REPORT



Labour Standards and Human Rights

Why it Matters

Upholding fair labour practices and respecting human rights is fundamental for fostering a positive work environment and promoting ethical business conduct. Prioritising the dignity of workers contributes to the long-term sustainability and reputation of the Group.

E.A. Technique’s Approach

Our Group’s recruitment policy is formulated to attract top talent through a fair hiring process aligned with our organisational values. We provide regular salary increments and performance-based bonuses, fostering a motivated workforce. The policy also facilitates the smooth transition of deserving individuals from contract employment to permanent positions, ensuring job security and career growth.

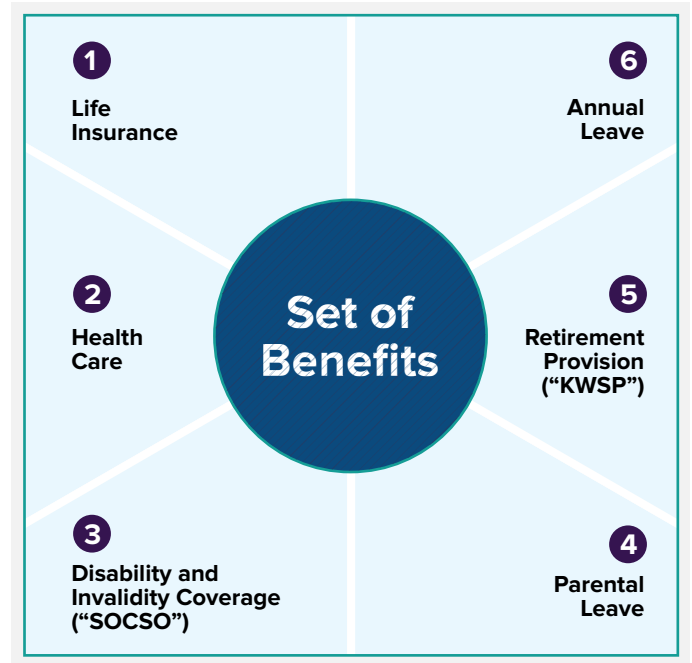
We ensure compliance with both the Malaysia Employment Act and our internal recruitment policies, strictly adhering to them to ensure fair treatment for all employees, including foreign staff recruitment.

In adherence to the Employment (Amendment) Act 2022, we increased maternity leave from 60 to 98 days. Married men among our staff with a minimum one-year tenure are entitled to seven days of paid paternity leave.

To facilitate communication between top management and employees, E.A. Technique conducted quarterly townhall meetings, serving as a platform for open dialogue, feedback and the alignment of organisational visions.

Employee Benefits

At E.A. Technique, we provide various set of benefits to attract and retain top talent.



The Group implemented a structured performance review process that considers an employee’s performance, capabilities and potential. The process enables the identification of competency gaps, acknowledgment of performance and the mapping of future career paths.

Conducted annually, these appraisals contribute to the ongoing development of our workforce, ensuring that the quality of our staff aligns with our targets and upholds excellence in service quality.

E.A. Technique’s Performance

In FY2023, we are proud to report zero complaints concerning human rights and zero incidents of discrimination.

ZERO
substantiated complaints concerning human rights violation
FY2021 | FY2022 | **FY2023**

ZERO
Incidents of discrimination
FY2021 | FY2022 | **FY2023**

SUSTAINABILITY REPORT

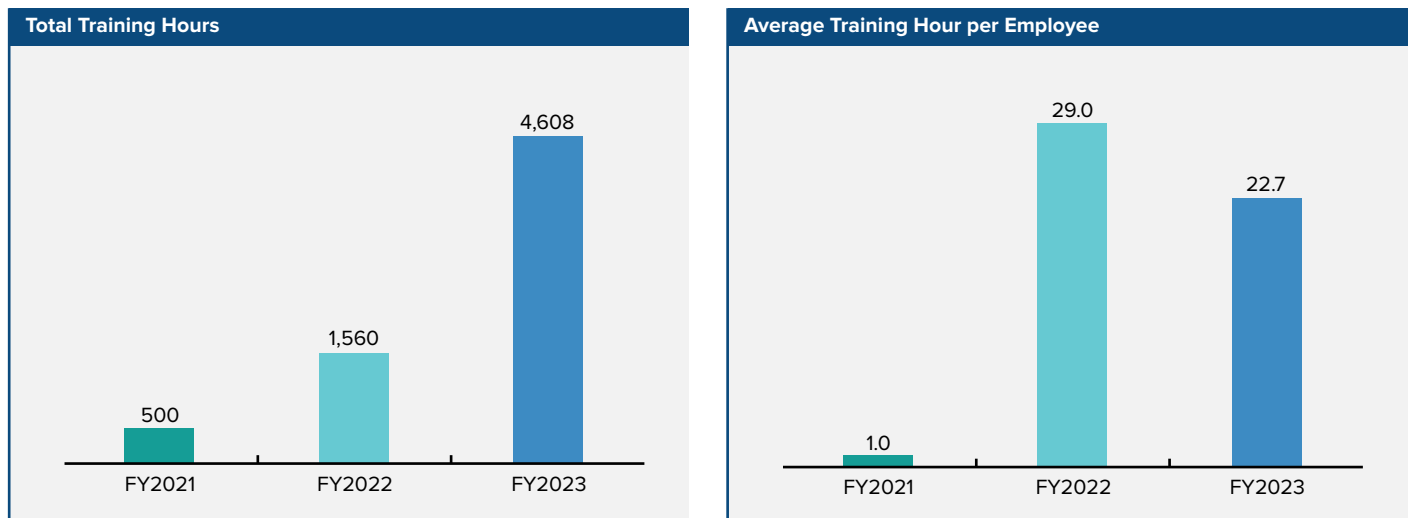
Parental Leave

In FY2023, 11 onboard staff and 2 office-based staff utilised parental leave.

	Gender	Parental Leave	
		Onboard	Office-Based
No. of employees that took parental leave	Men	11	1
	Women	0	1
No. of employees returned from parental leave	Men	11	1
	Women	0	1
No. of employees return to work after parental leave ended that were still employed 12 months after their return to work	Men	11	1
	Women	0	1

Employee Training Hours

In FY2023, we allocated 4,608 hours of training for a total of 203 employees who attended training, marking a notable 3,048 hours increase from the previous year.



Note:

Average training hour per employee is calculated based on total training hours and total employees attended training in the reporting year.

Employee Category	Total Training Hours		
	FY2021	FY2022	FY2023
Senior Management	16	48	126
Management	80	392	896
Executive	140	808	2,653
Non-Executive	264	312	933

SUSTAINABILITY REPORT

New Hires and Turnover

In FY2023, the Group hired a total of 158 individuals, with 149 men and 9 women joining the workforce. The majority of these new hires fell within the age range of 30 to 50 years, with 60 employees below the age of 30 and 12 individuals above the age of 50.

Additionally, the Group recorded a turnover of 139 individuals across the Management, Executive, and Non-Executive categories.

	FY2021	FY2022	FY2023
Number of New Hires by Gender			
Men	182	180	149
Women	2	20	9
Number of New Hires by Age Group			
<30	71	78	60
30-50	89	91	86
>50	24	31	12
Number of Turnovers by Employee Category			
Senior Management			0
Management			3
Executive			14
Non-Executive			122
Number of Turnovers by Gender			
Men	319	218	133
Women	17	11	6
Number of Turnovers by Age Group			
<30	134	83	48
30-50	160	109	74
>50	42	37	17

Diversity and Inclusion

Why it Matters

Fostering a diverse and inclusive environment enhances creativity, problem-solving as well as adaptability by bringing together a variety of perspectives and experiences. Embracing diversity strengthens our resilience and reflects a commitment to equity, fostering positive relationships with employees and stakeholders alike.

E.A. Technique's Approach

At E.A. Technique, we prioritise a merit-based approach in line with our recruitment policy, emphasising fair hiring processes that prohibit discrimination based on differences in age, gender, race, nationality, or culture. In doing so, we foster a workplace built on fairness, equality and transparent communication. We also notify our employees of operational changes that can affect them a minimum of one day in advance, such as working hours and replacement holidays.

E.A. Technique's Performance

Group Workforce Diversity

Total Employees

Office-Based



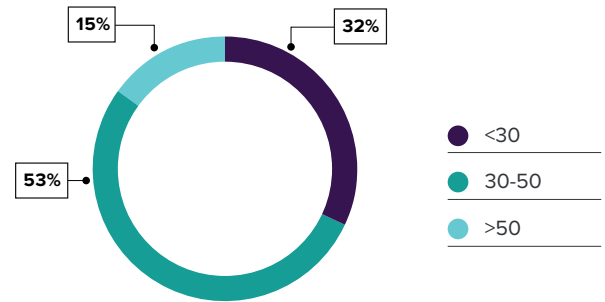
119

Onboard

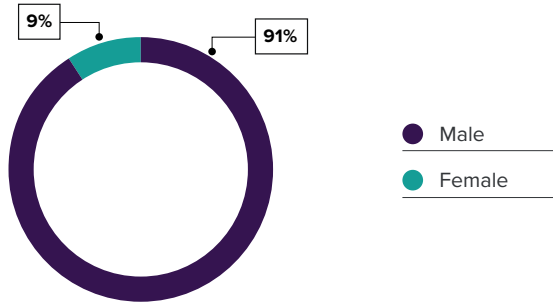


356

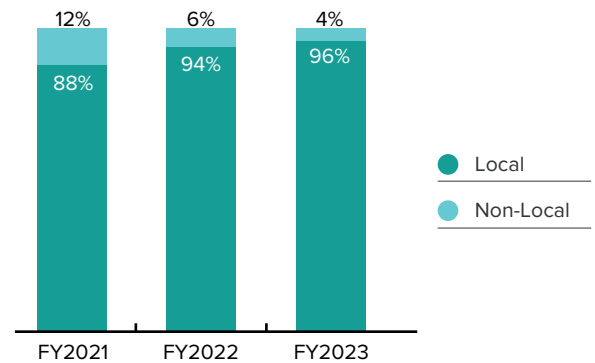
Group Age Diversity (%)



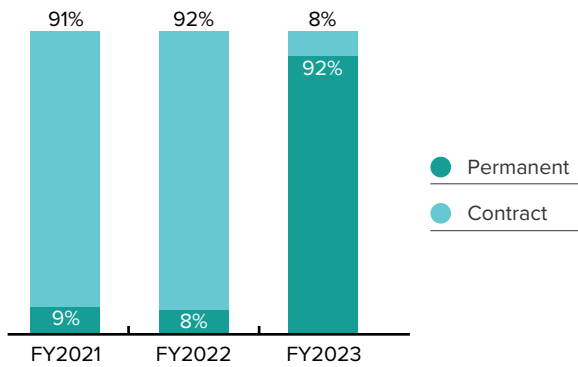
Group Gender Diversity (%)



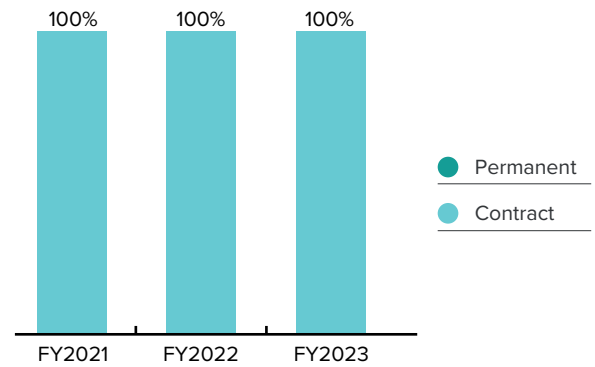
Group Employee Nationality



Employee Composition (Office-Based)



Employee Composition (Onboard)



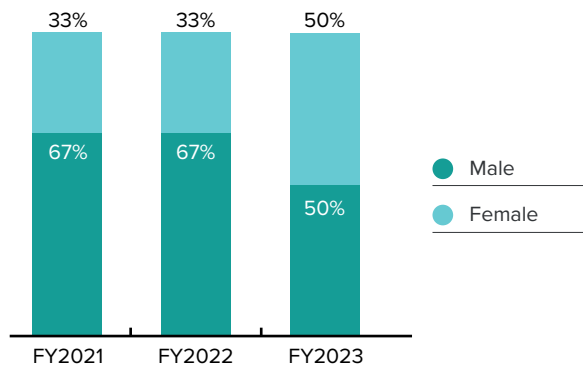
SUSTAINABILITY REPORT

Office-Based Workforce Diversity

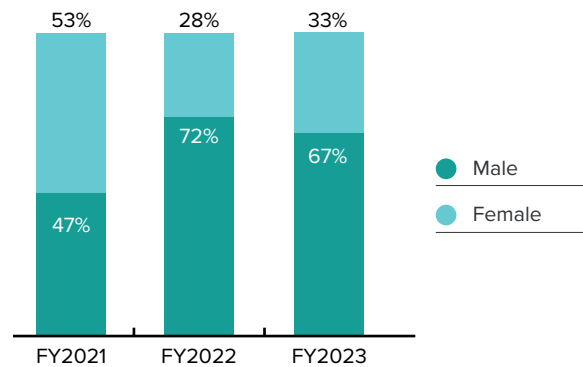
We recorded a total of 119 employees during the reporting period, with an increase of 20% from last year.

Gender Diversity by Employee Category

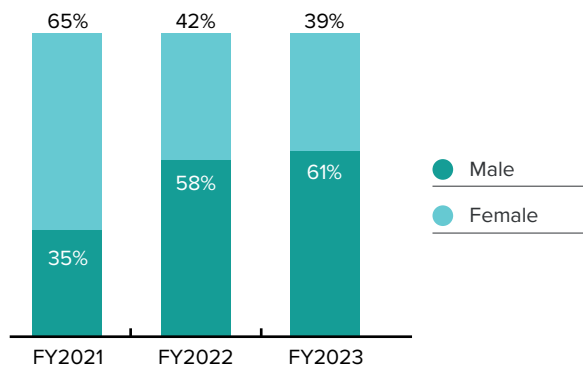
Senior Management



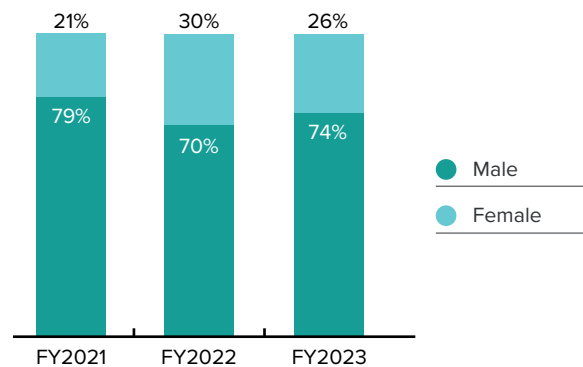
Management



Executive

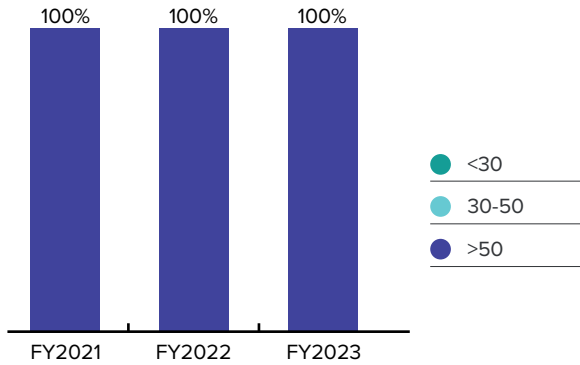


Non-Executive

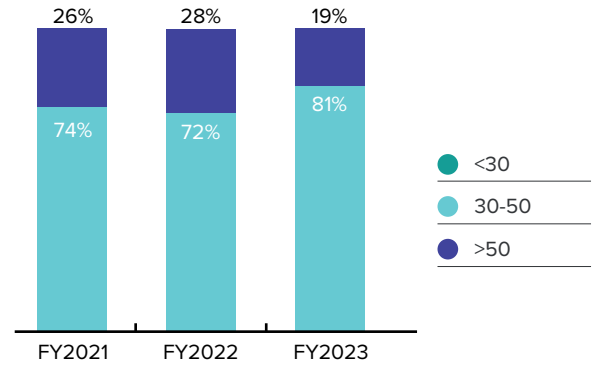


Age Diversity by Employee Category

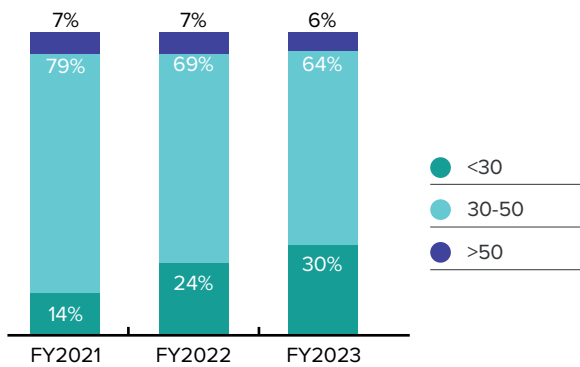
Senior Management



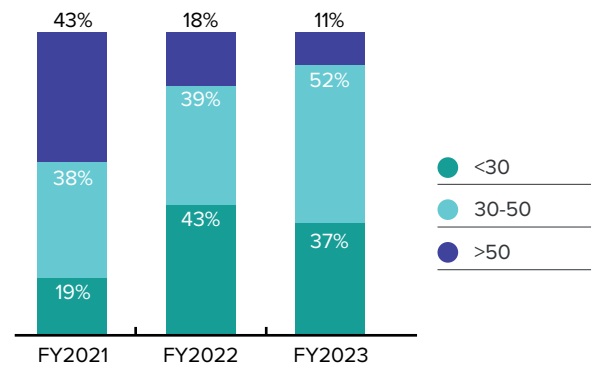
Management



Executive



Non-Executive



Onboard Workforce Diversity

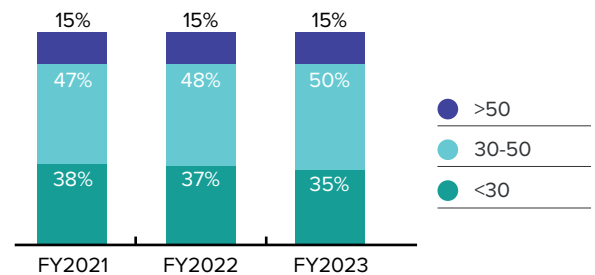
We recorded a total of 356 employees during the reporting period.

Diversity (Onboard)

Gender



Age Diversity



SUSTAINABILITY REPORT

Community Engagement

Why it Matters

Engaging actively with the local community cultivates a symbiotic relationship, fostering mutual support and understanding between our Group and the communities we serve. By being responsive to community needs, we cultivate trust, goodwill and a positive reputation, all of which are integral to our long-term success.

E.A. Technique's Approach

We are driven to make a positive impact on communities through meaningful corporate social responsibility ("CSR") programmes which focuses on three core initiatives for FY2023.

Improving Healthcare

To support the health and well-being of local communities through collaborating with healthcare institutions and equipment contributions.



Supporting Community

Endeavours

Nurturing a culture of support within our organisational family and the wider local community with monetary assistance and sponsorships.

Elevating Public Facilities

Efforts focused on raising the standards of living within local communities by enhancing their facilities, fostering a lasting beneficial impact.



E.A. Technique's Performance

In FY2023, E.A. Technique demonstrated our proactive stance towards CSR by actively engaging in six programmes.

Elevating Public Facilities
Cash donation to the Perbadanan Pengurusan Setiawangsa Business Suite ("SBS")'s Management Committee, specifically for the refurbishment of essential facilities like toilets.
Community Support
Provided monetary support to ex-staff.
Facilitated fellow E.A. Technique staff member's participation in the Mt. Everest base camp expedition to foster a culture of care and support within our organisational family.
Supported festive season refreshments to the Association of Malaysia's Maritime Professionals ("IKHMAL").
Improving Healthcare
Donated three sets of portable ophthalmoscopes in support of eye health examinations to Yayasan Tuanku Syed Putra Perlis.
CSR Program collaboration with KPJ Ampang Puteri to organise a health event that provided free medical checkups and talks.

VOYAGING TOWARDS A SUSTAINABLE TOMORROW

As we conclude this statement, we reflect on the impactful milestones achieved throughout our sustainability journey. From maintaining our ISO Certifications for safety, quality management system and environmental standards to empowering communities through social contributions, our steadfast commitment to sustainable practices is embedded into our marine support services.

In steering our course towards a sustainable future, we aim to build on our current achievement and seek opportunities that positively impact the environment, uplift local communities and contribute meaningfully to the broader maritime and O&G industries.

PERFORMANCE DATA

TABLE REFERENCE

Governance

Indicator	Location (Page)		
	FY2021	FY2022	FY2023
Bursa C1(a) Percentage of employees who have received training on anti-corruption by employee category			
• Senior Management	61	61	61
• Management	61	61	61
• Executive	61	61	61
• Non-Executive	61	61	61
Bursa C1(b) Percentage of operations assessed for corruption related risks	61	61	61
Bursa C1(c) Confirmed incidents of corruption and actions taken	61	61	61
Bursa C8(a) Number of substantiated complaints concerning breaches of customer privacy or losses of customer data	62	62	62
Bursa C7(a) Proportion of spending on local suppliers	64	64	64

Environment

Indicator	Location (Page)		
	FY2021	FY2022	FY2023
Bursa C4(a) Total energy consumption	67	67	67
Bursa C11(a) Scope 1 emissions in tonnes of CO ₂ e	68	68	68
Bursa C11(b) Scope 2 emissions in tonnes of CO ₂ e	68	68	68
Bursa C11(c) Scope 3 emissions in tonnes of CO ₂ e (business travel and employee commuting)	68	68	68
Bursa C9(a) Total volume of water used	70	70	70
Bursa C10(a) Total waste generated	70	70	70
Bursa C10(a)(i) Total waste diverted from disposal	70	70	70
Bursa C10(a)(ii) Total waste directed to disposal	70	70	70

Social

Indicator	Location (Page)		
	FY2021	FY2022	FY2023
Bursa C5(a) Number of work-related fatalities	72	72	72
Bursa C5(b) Lost time incident rate ("LTIR")	72	72	72
Bursa C5(c) Number of employees trained on health and safety standards	73	73	73
Bursa C6(d) Number of substantiated complaints concerning human rights violation	74	74	74
Bursa C6(a) Total hours of training by employee category			
• Senior Management	75	75	75
• Management	75	75	75
• Executive	75	75	75
• Non-Executive	75	75	75

PERFORMANCE DATA TABLE REFERENCE

Social

Indicator	Location (Page)		
	FY2021	FY2022	FY2023
Bursa C6(c) Total number of employee turnover by employee category			
• Senior Management	76	76	76
• Management	76	76	76
• Executive	76	76	76
• Non-Executive	76	76	76
Bursa C3(a) Percentage of employees by gender and age group, for each employee category			
Gender group by employee category			
• Senior Management (Men)	77-79	77-79	77-79
• Senior Management (Women)	77-79	77-79	77-79
• Management (Men)	77-79	77-79	77-79
• Management (Women)	77-79	77-79	77-79
• Executive (Men)	77-79	77-79	77-79
• Executive (Women)	77-79	77-79	77-79
• Non-Executive (Men)	77-79	77-79	77-79
• Non-Executive (Women)	77-79	77-79	77-79
Age group by employee category			
• Senior Management (<30)	77 & 79	77 & 79	77 & 79
• Senior Management (30-50)	77 & 79	77 & 79	77 & 79
• Senior Management (>50)	77 & 79	77 & 79	77 & 79
• Management (<30)	77 & 79	77 & 79	77 & 79
• Management (30-50)	77 & 79	77 & 79	77 & 79
• Management (>50)	77 & 79	77 & 79	77 & 79
• Executive (<30)	77 & 79	77 & 79	77 & 79
• Executive (30-50)	77 & 79	77 & 79	77 & 79
• Executive (>50)	77 & 79	77 & 79	77 & 79
• Non-Executive (<30)	77 & 79	77 & 79	77 & 79
• Non-Executive (30-50)	77 & 79	77 & 79	77 & 79
• Non-Executive (>50)	77 & 79	77 & 79	77 & 79
Bursa C6(b) Percentage of employees that are contractors or temporary staff			
• Permanent	77	77	77
• Contract	77	77	77
Bursa C2(a) Total amount invested in the community where the target beneficiaries are external to the listed issuer	81	81	81
Bursa C2(b) Total number of beneficiaries of the investment in communities	81	81	81

GRI CONTENT INDEX

Statement of use	E.A. Technique (M) Berhad has reported the information cited in this GRI content index for the period 1 January 2023 to 31 December 2023 with reference to the GRI Standards.
GRI 1 used	GRI 1: Foundation 2021

GRI STANDARD	DISCLOSURE	LOCATION (PAGE)
GRI 2: General Disclosures 2021	2-1 Organisational details	42
	2-2 Entities included in the organisation's sustainability reporting	44
	2-3 Reporting period, frequency and contact point	44
	2-5 External assurance	44
	2-7 Employees	51
	2-9 Governance structure and composition	50
	2-11 Chair of the highest governance body	50
	2-12 Role of the highest governance body in overseeing the management of impacts	50
	2-14 Role of the highest governance body in sustainability reporting	50
	2-16 Communication of critical concerns	51-52
	2-23 Policy commitments	60
	2-24 Embedding policy commitments	60
	2-27 Compliance with laws and regulations	61
	2-28 Membership associations	44
2-29 Approach to stakeholder engagement	51-52	
GRI 3: Material Topics 2021	3-1 Process to determine material topics	53
	3-2 List of material topics	54
	3-3 Management of material topics	55-56
GRI 201: Economic Performance 2016	201-2 Financial implications and other risks and opportunities due to climate change	57-58
GRI 204: Procurement Practices 2016	204-1 Proportion of spending on local suppliers	64
GRI 205: Anti-corruption 2016	205-1 Operations assessed for risks related to corruption	61
	205-2 Communication and training about anti-corruption policies and procedures	60-61
	205-3 Confirmed incidents of corruption and actions taken	61
GRI 302: Energy 2016	302-1 Energy consumption within the organisation	67
	302-3 Energy intensity	67
	302-4 Reduction of energy consumption	67
	302-5 Reductions in energy requirements of products and services	67
GRI 303: Water and Effluents 2018	303-1 Interactions with water as a shared resource	70
	303-2 Management of water discharge-related impacts	69-70
	303-3 Water withdrawal	70
	303-4 Water discharge	70
	303-5 Water consumption	70

GRI CONTENT INDEX

GRI STANDARD	DISCLOSURE	LOCATION (PAGE)
GRI 305: Emissions 2016	305-1 Direct (Scope 1) GHG emissions	68
	305-2 Energy indirect (Scope 2) GHG emissions	68
	305-3 Other indirect (Scope 3) GHG emissions	68
	305-5 Reduction of GHG emissions	68
GRI 306: Waste 2020	306-1 Waste generation and significant waste-related impacts	69-70
	306-2 Management of significant waste-related impacts	69-70
	306-3 Waste generated	70
	306-4 Waste diverted from disposal	70
	306-5 Waste directed to disposal	70
GRI 401: Employment 2016	401-1 New employee hires and employee turnover	76
	401-2 Benefits provided to full-time employees that are not provided to temporary or part-time employees	74
	401-3 Parental leave	75
GRI 403: Occupational Health and Safety 2018	403-1 Occupational health and safety management system	72
	403-2 Hazard identification, risk assessment, and incident investigation	72
	403-3 Occupational health services	72
	403-4 Worker participation, consultation, and communication on occupational health and safety	72
	403-5 Worker training on occupational health and safety	73
	403-9 Work-related injuries	72
	403-10 Work-related ill health	72
GRI 404: Training and Education 2016	404-1 Average hours of training per year per employee	75
	404-2 Programmes for upgrading employee skills and transition assistance programmes	73
GRI 405: Diversity and Equal Opportunity 2016	405-1 Diversity of governance bodies and employees	77-79
GRI 406: Non-discrimination 2016	406-1 Incidents of discrimination and corrective actions taken	74
GRI 413: Local Communities 2016	413-1 Operations with local community engagement, impact assessments, and development programmes	80-81
	413-2 Operations with significant actual and potential negative impacts on local communities	80-81
GRI 418: Customer Privacy 2016	418-1 Substantiated complaints concerning breaches of customer privacy and losses of customer data	62

“
IT IS NOT THE
MOUNTAIN WE
CONQUER, BUT
OURSELVES
”



CALENDAR OF EVENT 2023



**12
JAN**

Signing of Protocol and Acceptance of Nautica Tg. Puteri XXXVIII at Haridass Ho & Partners Advocates & Solicitors, Singapore.



**10-12
MAR**

E.A. Technique (M) Berhad's Teambuilding Program - Group 1 "Melayu Klasik" at Agrotek Garden Resort, Hulu Langat, Selangor.



**13
FEB**

E.A. Technique (M) Berhad's Sungai Udang Port Crew Engagement Day at Puteri Bay Hotel, Melaka.



**17-19
MAR**

E.A. Technique (M) Berhad's Teambuilding Program - Group 2 "Retro" at Agrotek Garden Resort, Hulu Langat, Selangor.



**27
FEB**

E.A. Technique (M) Berhad's "Get Together Dinner 2023" at Tournament Room, West Lobby, Kuala Lumpur Golf Country Club.



**31
MAR**

E.A. Technique (M) Berhad's Seri Melayu Ramadhan Majlis Buka Puasa 2023 at Mewah Junior Ballroom, Flamingo By the Lake Hotel, Kuala Lumpur.

CALENDAR OF EVENT 2023



**13
MAY**

E.A. Technique (M) Berhad's Everest Base Camp Expedition 2023.



**16
JUN**

BFM 89.9 Live Radio Interview with E.A. Technique (M) Berhad's Chief Executive Officer, Nasrul Asni Muhammad Dain at Menara Ken TTDI, Kuala Lumpur.



**20
JUN**

E.A. Technique (M) Berhad's 29th Annual General Meeting at Opero Hotel, Southkey, Johor Bahru.



**24-25
JUN**

E.A. Technique (M) Berhad's exhibition booth during Malaysia Seafarer Carnival at Marina Putrajaya.



**26
JUN**

E.A. Technique (M) Berhad's Northport Crew Engagement Day at Crystal Crown Hotel, Pelabuhan Kelang.



**8
SEP**

Launching of 3-months weight loss program, "Dare To Love Yourself" at E.A. Technique (M) Berhad, Setiawangsa, Kuala Lumpur.

CALENDAR OF EVENT 2023



**11
SEP**

E.A. Technique (M) Berhad's Engagement meeting with Kerteh Port at EQ Hotel, Kuala Lumpur.



**16
SEP**

Protocol of Delivery & Acceptance ("PODA") of Nautica Muar at E.A. Technique (M) Berhad, Setiawangsa, Kuala Lumpur.



**11
SEP**

HSE Shipboard Senior Officer ("SSO") Forum at Holiday Inn Express, Kuala Lumpur.



**22
SEP**

E.A. Technique (M) Berhad's Wellness 360 program at EQ Hotel, Kuala Lumpur.



**21-22
OCT**

E.A. Technique (M) Berhad's Board of Directors and Management Retreat and Strategic Planning Program at Tanjung Jara Beach Resort, Dungun, Terengganu.



**23
OCT**

E.A. Technique (M) Berhad's Board of Directors site visit to Kertih Port, Terengganu.



**7
NOV**

Corporate Social Responsibility ("CSR") Program - Health Checkup & Talk with KPJ Ampang Puteri Hospital at Setiawangsa, Kuala Lumpur.



**8
DEC**

E.A. Technique (M) Berhad's Annual Building Evacuation and Fire Drill at Setiawangsa, Kuala Lumpur.

“

**STRENGTH DOES
NOT COME
FROM PHYSICAL
CAPACITY.
IT COMES FROM
AN INDOMITABLE
WILL.**

”

Mahatma Gandhi



NAUTICA KLUANG 2
PORT KELANG
IMO 9921087

CORPORATE GOVERNANCE OVERVIEW STATEMENT



The Board of Directors (“Board”) of E.A. Technique is pleased to present this Corporate Governance Overview Statement, offering insight into our commitment to sound corporate governance practices during the financial period ended 31 December 2023.

In a landscape marked by evolving challenges, our commitment to maintaining resilience and sustainability remains steadfast. Upholding the principles of accountability and ethical conduct, the Board, alongside Top Management, continues to provide effective leadership and foster a culture of excellence in corporate governance throughout the organization.

Aligned with the Malaysian Code on Corporate Governance (“MCCG”), our governance framework aims to enhance transparency, accountability, and value creation for our stakeholders. The Board diligently oversees the implementation of corporate governance practices, ensuring compliance with regulatory requirements and industry standards.

This Statement, prepared in accordance with the Main Market Listing Requirements (“MMLR”) of Bursa Malaysia Securities Berhad (“Bursa Malaysia”), provides a summary of our corporate governance practices for the financial year ended 31 December 2023. It is to be read alongside our Corporate Governance Report 2023 (“CG Report”), available on our website at www.eatechnique.com.my and announced on the website of Bursa Malaysia.

We take pride in our commitment to transparency and accountability, as reflected in our governance disclosures. By maintaining open communication and fostering trust with our stakeholders, we strive to build enduring relationships that contribute to the long-term success of E.A. Technique. As outlined in the MCCG, our governance practices adhere to three fundamental principles:

CORE PRINCIPLES



PRINCIPLE A

Board Leadership & Effectiveness



PRINCIPLE B

Effective Audit & Risk Management



PRINCIPLE C

Integrity In Corporate Reporting & Meaningful Relationship With Stakeholders

CORPORATE GOVERNANCE OVERVIEW STATEMENT

OUR PN17 RESPONSE

As of 25 February 2022, the Board announced that E.A. Technique is classified as an affected listed issuer under Practice Note 17 (“PN17”) of the MMLR of Bursa Malaysia (“First Announcement”), mandating the submission of a Regularisation Plan within 12 months. Subsequently, the Company diligently engaged necessary advisers, including principal advisers, solicitors, independent market researchers, internal control reviewers, and reporting accountants, to assist in formulating the proposed regularisation plan and preparing for its submission to the relevant authorities.

On 26 April 2023, the Proposed Regularisation Plan was submitted to Bursa Malaysia. However, due to unforeseen circumstances beyond the control of the Company, the Company had to reformulate its Proposed Regularisation Plan, thus, prompting the withdrawal of the regularisation plan application submitted on 26 April 2023.

Following this development, on 10 August 2023, the Company submitted an application for an extension of time (EOT) to submit a regularisation plan to the regulatory authorities. Bursa Malaysia had on 4 September 2023, granted the Company an extension of time of 6 months up to 23 February 2024.

Continuing its commitment to regulatory compliance, on 10 November 2023, the Proposed Regularisation Plan was resubmitted to Bursa Malaysia. As of 31 December 2023, the Proposed Regularisation Plan has been submitted to Bursa Malaysia and is currently pending Bursa Malaysia decision.

SUSTAINABILITY

E.A. Technique (M) Berhad remains dedicated to advancing sustainability practices within its business operations, continually striving to integrate environmental, social, and governance (“ESG”) considerations into its core processes and organizational culture. Recognizing the significance of sustainability in shaping our long-term success, we are committed to achieving a harmonious balance between our business objectives and our responsibility to environmental stewardship and social welfare.

Guided by a commitment to safety and environmental protection, E.A. Technique have implemented robust policies such as the Statement of Policy On Quality, Health, Safety And Environment Protection (“QHSE Policy”). These policies are designed to ensure safe practices in ship operation, enhance safety management skills, and prepare for safety and environmental protection emergencies.

Effective communication of our sustainability targets and performance to stakeholders remains a cornerstone of our approach. We believe in transparent reporting and accountability, as demonstrated in our Sustainability Report on pages 42 to 85, which provides detailed insights into our sustainability initiatives and strategic outcomes. Additionally, we have formalized our Sustainability Policy, which is accessible on our company website.

As we continue to navigate the dynamic business landscape, we remain steadfast in our commitment to advancing sustainability practices, mitigating risks, and maximizing opportunities for positive social and environmental impact.



PRINCIPLE A:

BOARD LEADERSHIP AND EFFECTIVENESS

The Responsibilities of the Board

The Board of E.A. Technique, under the leadership of the Group Chairman, holds a steadfast commitment to shareholders and stakeholders, ensuring the creation and delivery of sustainable value and long-term success in alignment with the company's vision and mission.

At the core of its responsibilities, the Board sets strategic goals for the Company, ensuring alignment with its overarching vision and mission. Recently, the Board approved the Group's 5-Year Strategic Business Plan (2024-2028), underscoring a commitment to sustainable growth and profitability amidst prevailing economic challenges and industry dynamics.

In line with regulatory requirements and best practices of MCCG, a Board annual evaluation was conducted, in order to examine the workings of a Board and its members along with its effectiveness, the quality of its decision making and strategy, and its relationship with the top management.

The Board oversees risk management and internal control frameworks, ensuring the identification and mitigation of principal risks across all aspects of business operations. Furthermore, it establishes policies and procedures to ensure the adequacy and effectiveness of these systems, fostering a culture of accountability and compliance within the organization.

Operating within the framework of integrity and transparency, the Board exercises due diligence and care in discharging its duties, adhering to relevant rules, regulations, and corporate governance principles. It acts in the best interests of shareholders, employees, customers, and the broader community, emphasizing ethical conduct and sustainable value creation in all decision-making processes.

Through effective governance and stewardship, the Board remains dedicated to enhancing shareholder value, fostering sustainable growth, and maintaining the trust and confidence of stakeholders.

CORPORATE GOVERNANCE OVERVIEW STATEMENT

**PRINCIPLE A:****BOARD LEADERSHIP AND EFFECTIVENESS****Limits Of Authority**

The corporate governance framework is reinforced by the Company's Limits of Authority ("LOA"), which delineates decision-making boundaries for each level of management within the organization. The LOA manual serves as a comprehensive guide, clearly defining matters reserved for the Board's approval and those delegated to senior management.

Within this framework, the LOA manual outlines authority over various aspects such as payments, investments, capital and revenue expenditure spending limits, budget approvals, contract commitments, and non-financial matters. By establishing these clear parameters, the LOA manual fosters accountability and facilitates decision-making processes at the appropriate levels within the organizational hierarchy. This proactive approach enables efficient and effective governance, empowering management to make informed decisions while upholding transparency and accountability throughout the organization.

Separation of Chairman and Chief Executive Officer

In adherence to the principles of sound governance, E.A. Technique upholds a clear demarcation between the roles of the Group Chairman and the CEO. This strategic separation ensures a balanced distribution of authority and delineation of responsibilities within the organization.

The Group Chairman, entrusted with a non-executive function, leads the Board in its management oversight, presiding over board meetings, and setting the tone for governance standards. In this capacity, the Group Chairman serves as a conduit between the Board and Management, fostering effective communication and aligning objectives.

Conversely, Nasrul Asni Muhammad Dain assumes executive responsibilities for the overall management and operation of the Group, reporting directly to the Board. Accountable for organizational performance and operational matters, the CEO oversees the implementation of board policies, strategies, and decisions.

Furthermore, the Board works closely with the Top Management to ensure the prudent conduct of operations, actively reviewing the Group's key policies, business plans, and strategies. This collaborative approach underscores the Board's commitment to sustaining long-term shareholder value while safeguarding the interests of all shareholders.

By maintaining distinct roles for the Group Chairman and CEO, E.A. Technique ensures checks and balances, promoting transparency, accountability, and effective decision-making throughout the organization.

CORPORATE GOVERNANCE OVERVIEW STATEMENT



PRINCIPLE A:

BOARD LEADERSHIP AND EFFECTIVENESS

Board Charter

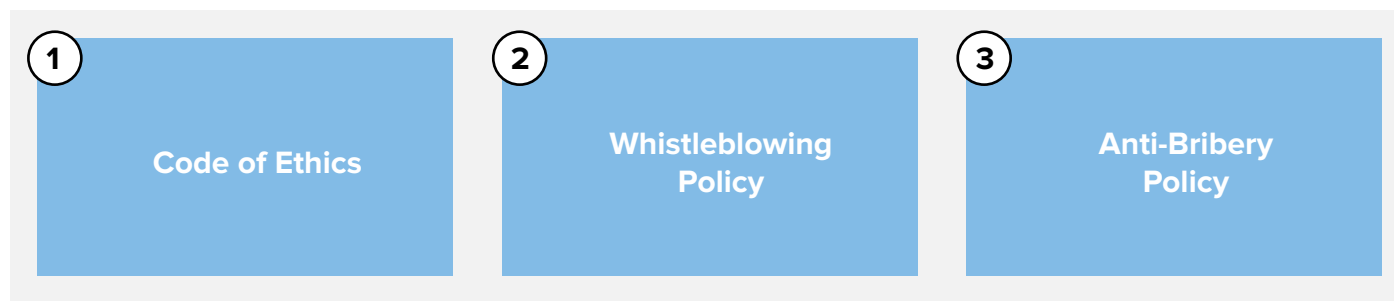
The Board Charter serves as a comprehensive guide for Directors, delineating matters concerning the Board and its procedures. Additionally, it defines the roles and obligations of the Group Chairman, the CEO, and the Board collectively.

BOARD Roles & Responsibilities	CHAIRMAN – Dato' Mohd Redza Shah Abdul Wahid	CHIEF EXECUTIVE OFFICER – Nasrul Asni Muhammad Dain
<ul style="list-style-type: none"> Reviewing and adopting a strategic plan for the Company Overseeing the conduct of the Company's business Identifying principal risks and ensuring the implementation of appropriate internal controls and mitigation measures Succession planning Overseeing the development and implementation of shareholder communication policy for the Company Reviewing the adequacy and integrity of the Company's management information and internal control system 	<ul style="list-style-type: none"> Providing leadership to the Board Chairing meetings of the Board in such a manner that will stimulate debate on issues before the Board and encourage the most effective contribution from each member Chairing meetings of shareholders Ensuring the Board's full discharge of its duties Identifying guidelines for the conduct of directors, and ensuring that each director is making a significant contribution Acting as liaison between the Board and management Ensuring that the Board's strategic direction and planning process is established Working with the Nomination Committee and Remuneration Committee 	<ul style="list-style-type: none"> Foster a corporate culture that promotes ethical practice, encourages individual integrity and fulfil social responsibility Develops and recommends to the Board a long-term strategy and vision for the Group that led to the creation of shareholders' value Develops and recommends to the Board the Groups' operational plans and budget that support the Group's short to long term strategy Ensure achievement of objectives and goals, as contained in the strategic plan Manage the overall business and oversee the day-to-day operation of the Group Formulate and oversee the implementation of major corporate policies
<p>The roles of Chairman and CEO are held by two (2) separate individuals</p>		

Formalised Ethical of Standards

Aligned with the paramount duty to uphold honesty, fairness, and integrity, the Directors are dedicated to fostering exemplary business conduct and nurturing a robust corporate culture. This ethos prioritizes integrity, transparency, and fairness in all organizational endeavours.

To reinforce these principles, the Directors have implemented a set of ethical standards, detailed within the CG Report, which include:



CORPORATE GOVERNANCE OVERVIEW STATEMENT

**PRINCIPLE A:****BOARD LEADERSHIP AND EFFECTIVENESS****Code of Ethics**

The Company upholds a robust Code of Ethics (“COE”), accessible to all stakeholders on our corporate website, www.eatechnique.com.my. This Code serves as a guiding framework, delineating the principles, practices, and standards of conduct expected from every member of the E.A. Technique Group, including Directors and employees. It emphasizes the importance of ethical behaviour, integrity, and accountability in all business activities and operations. It is incumbent upon all members of the E.A. Technique Group to adhere strictly to the provisions outlined in the Code of Ethics.

Whistle Blowing Policy

The Whistle Blowing Policy at E.A. Technique Group allows employees to report unethical or illegal conduct without fear of reprisal. This policy underscores the Company's commitment to maintaining a culture of transparency, integrity, and accountability throughout its operations. Employees can make confidential disclosures through established channels. The Company promptly investigates all reports and protects the whistle-blower's identity. This policy reflects our commitment to upholding high ethical standards and addressing concerns effectively.

Anti-Bribery Policy

The Company has duly acquired the Anti-Bribery Management System (“ABMS”) certificate on 6 May 2021 and has been actively engaged in its implementation since 2020. This policy serves as a robust reinforcement of E.A. Technique's Code of Conduct & Business Ethics, unequivocally emphasizing our steadfast commitment to eradicating bribery and corruption. It is designed to instill a clear understanding among employees of their imperative duty to uphold stringent anti-bribery measures within the organization.

The Composition of the Board

The composition of the Board of E.A. Technique, as of 31 December 2023, remains robust, comprising five Directors, including four Independent Non-Executive Directors and one Non-Independent Non-Executive Director. These individuals were meticulously selected for their exceptional expertise, extensive experience, unwavering integrity, and commendable character, ensuring a balanced and competent leadership team. The Board is steadfast in adhering to regulatory guidelines regarding Board composition, with most Independent Directors possessing diverse expertise and skills from various fields.

In light of recent developments, it is with deep regret that we announce the demise of one of our esteemed Directors, Abdul Azmin Abdul Halim on 3 January 2024. His passing has prompted a change in the composition of the Board. Despite this loss, the Board remains committed to maintaining its optimal balance and diversity. Through the Nomination Committee (“NC”), the Board actively seeks candidates with the requisite skills, experience, and characteristics, ensuring a comprehensive representation that fosters effective decision-making.

Moreover, the Board is dedicated to promoting gender diversity within its decision-making positions, in alignment with regulatory updates mandating the inclusion of at least one female director. Presently, out of the five Directors, one woman represents 20% of the Board composition, demonstrating the Board's commitment to gender diversity while consistently prioritizing the Company's best interests.

Fit and Proper Policy

In response to the regulatory changes introduced by Bursa Malaysia in January 2022, the Company has diligently formulated and adopted a Fit and Proper Policy for the Board, a crucial step in enhancing governance and integrity within our organization.

Endorsed by the Nomination and Remuneration Committee (“NRC”) on 14 December 2022, this policy stands as a cornerstone guiding the meticulous selection and evaluation of Director candidates. It provides a robust framework for the NRC and the Board to ensure that each Director possesses the requisite character, experience, integrity, competence, and independence, particularly for Independent Directors. Moreover, it emphasizes the crucial aspect of time commitment to discharge their fiduciary responsibilities effectively.

This proactive approach underscores our unwavering commitment to upholding the highest standards of governance and underscores our dedication to maintaining shareholder trust and confidence.

CORPORATE GOVERNANCE OVERVIEW STATEMENT



PRINCIPLE A:

BOARD LEADERSHIP AND EFFECTIVENESS

Board Meetings and Supply of Information

Directors are furnished with meticulously prepared agendas and comprehensive Board papers in advance of each meeting, allowing for thorough review and thoughtful consideration. These materials encompass a spectrum of critical documents, ranging from previous meeting minutes to financial statements, corporate updates, and proposals for strategic initiatives.

The Board adheres to a structured meeting schedule, convening no fewer than four (4) times annually, with additional sessions scheduled as necessary to address emergent matters. Notably, Special Board meetings are promptly called to deliberate on urgent proposals or significant developments.

During the fiscal year ending 31 December 2023, the Board convened fourteen (14) times, as evidenced by the attendance record provided below:

No.	Director	Directorship	No. of Meetings Attended
1.	Dato' Mohd Redza Shah Abdul Wahid	Independent Non-Executive Chairman	14/14
2.	Datuk Mohd Nasir Ali	Independent Non-Executive Director	14/14
3.	Abdul Azmin Abdul Halim (Deceased w.e.f. 3 January 2024)	Independent Non-Executive Director	14/14
4.	Rozan Mohd Sa'at	Independent Non-Executive Director	14/14
5.	Aziah Ahmad	Non-Independent Non-Executive Director	14/14
6.	Ir. Dr. Mohd Shahreen Zainooreen Madros	Independent Non-Executive Director	12/14

The Board has instituted several specialized committees ("Board Committees") each operating under its own set of terms of reference ("TOR"), namely:

- 1) Nomination Committee ("NC")
- 2) Remuneration Committee ("RC")
- 3) Tender Committee ("TC")
- 4) Audit Committee ("AC")
- 5) Risk & Governance Committee ("RGC")

These committees play a pivotal role in aiding the Board's oversight functions, focusing on various aspects of governance and compliance as delineated in their respective TORs. Reports detailing their decisions, actions, and recommendations are presented to the Board in line with their TORs, which are readily accessible on the Company's website.

Regular updates on the activities of these committees are provided to the Board through agenda items in meeting notices, with comprehensive discussions during Board sessions. The Chairpersons of the AC and RGC particularly highlight significant audit findings and risk management issues, facilitating Board deliberations on appropriate management actions.

Additionally, the External Auditors offer insights to AC members on Malaysian Financial Reporting Standards pertinent to the Group's financial statements. To ensure effective oversight, Directors maintain direct and unfettered access to Top Management, enabling them to promptly request and obtain any necessary information or clarifications related to E.A. Technique's operations and affairs.

Company Secretaries

The Board benefits from the dedicated support of two (2) qualified Company Secretaries, certified under the Companies Act 2016, who provide essential guidance on statutory compliance, regulatory adherence, and corporate governance standards. With legal training and accreditation, they assist both the Board and Management in navigating complex regulatory landscapes, ensuring the Group's operations align with established governance norms.

These Company Secretaries play a pivotal role in advising on matters ranging from the Group's constitution to Board policies and procedures, equipped to keep abreast of regulatory developments through ongoing training and industry engagement.

CORPORATE GOVERNANCE OVERVIEW STATEMENT

**PRINCIPLE A:****BOARD LEADERSHIP AND EFFECTIVENESS**

These professionals meticulously ensure that meetings are well-organized, records are accurately maintained, and regulatory obligations are met. Additionally, they provide timely updates to the Board on material announcements and changes in regulatory requirements, enabling proactive responses to evolving market dynamics.

Training and Development of Directors

The Board ensures continuous training for Directors, covering essential areas like new laws, financial reporting, and risk management. Directors attend seminars, conferences, and training sessions individually or collectively, enhancing their skills and knowledge. The Company Secretary facilitates training logistics and updates Directors on regulatory training programs. External auditors also provide insights on financial reporting standards updates. Additionally, the Group conducts in-house and external training sessions, focusing on leadership, technical skills, and industry updates. Directors participate in various programs and courses to stay informed about regulatory changes and business trends, ensuring they fulfil their roles effectively.

No.	Name Of Director	Conference/Seminar/Training Attended
1.	Dato' Mohd Redza Shah Abdul Wahid	1) Corporate Stewardship Forum 2) Anti-Bribery Management System Awareness 3) Mandatory Accreditation Programme Part II: Leading for Impact (LIP)
2.	Datuk Mohd Nasir Ali	1) FIDE Forum: MIDF Green Conference 2023 2) Can America Stop China's Rise? Will ASEAN be Damaged? 3) Anti-Bribery Management System Awareness
3.	Rozan Mohd Sa'at	1) Anti-Bribery Management System Awareness 2) Governance Day 2023
4.	Aziah Ahmad	1) Finance Transformation: Transform Skills 2) Yale School of Management Executive Education: Sustainable Finance and Investment 3) Corporate Disclosure Policy with Case Studies & Director's Dealing in Securities, Insider Trading, Related Party Transactions and Recurrent Related Party Transactions 4) Understanding the Challenges of Compliance with Listing Requirements 5) Anti-Bribery Management System Awareness
5.	Ir. Dr. Mohd Shahreen Zainooreen Madros	1) Anti-Bribery Management System Awareness 2) Management of Cyber Risk 3) Mandatory Accreditation Programme Part II: Leading for Impact (LIP)

Nomination Committee

Comprising three (3) Directors, the NC is entrusted with the responsibility of identifying and recommending candidates to fill Board vacancies, evaluating their qualifications, capabilities, and potential contributions to the Company. Notably, there has been a change in the composition of the committee due to the unfortunate passing of Abdul Azmin Abdul Halim. In accordance with this change, Ir. Dr. Mohd Shahreen Zainooreen Madros has been appointed to replace the deceased, effective 22 January 2024:

Director	Directorship	Designation
Dato' Mohd Redza Shah Abdul Wahid	Independent Non-Executive Director	Chairman
Rozan Mohd Sa'at	Independent Non-Executive Director	Member
Ir. Dr. Mohd Shahreen Zainooreen Madros	Independent Non-Executive Director	Member

CORPORATE GOVERNANCE OVERVIEW STATEMENT



PRINCIPLE A:

BOARD LEADERSHIP AND EFFECTIVENESS

Furthermore, the NC conducts assessments on the effectiveness of the Board and its Committees, ensuring the establishment of appropriate frameworks and succession plans. During the financial year 2023, the NC convened for two (2) meetings to deliberate on these critical matters.

Remuneration Committee

The Board has implemented a structured and transparent procedure for determining the suitable remuneration packages for its members. Led by the RC, the Board regularly evaluates the overarching remuneration policy for Directors, aiming to maintain an attractive framework that fosters talent retention and acquisition. This approach ensures that the remuneration levels are commensurate with the experience and scope of responsibilities shouldered by the Directors. Moreover, the Board ensures that Director remuneration remains competitive, fitting, and in alignment with prevailing market standards.

The RC comprises the following Directors:

Director	Directorship	Designation
Dato' Mohd Redza Shah Abdul Wahid	Independent Non-Executive Director	Chairman
Datuk Mohd Nasir Ali	Independent Non-Executive Director	Member
Rozan Mohd Sa'at	Independent Non-Executive Director	Member

The details of the remuneration received and receivable by the Non-Executive Directors ("NEDs") for the Financial Year 2023 are set out in the table below:

COMPANY LEVEL						
No.	Name	Board Fees (RM)	Other Remuneration (RM)	Salary, Bonus and Defined Contribution (RM)	Benefits (RM)	Total (RM)
Non-Executive Directors						
1.	Dato' Mohd Redza Shah Abdul Wahid	80,000	36,000	-	-	116,000
2.	Datuk Mohd Nasir Ali	66,000	58,000	-	-	124,000
3.	Rozan Mohd Sa'at	66,000	31,000	-	-	97,000
4.	Abdul Azmin Abdul Halim	66,000	53,000	-	-	119,000
5.	Ir. Dr. Mohd Shahreen Zainooreen Madros	66,000	52,000	-	-	118,000
6.	Aziah Ahmad*	0.00	39,000	-	-	39,000
Total Non-Executive Directors		344,000	269,000	-	-	613,000
Grand Total		344,000	269,000	-	-	613,000

CORPORATE GOVERNANCE OVERVIEW STATEMENT



PRINCIPLE A:

BOARD LEADERSHIP AND EFFECTIVENESS

GROUP LEVEL						
No.	Name	Board Fees (RM)	Other Remuneration (RM)	Salary, Bonus and Defined Contribution (RM)	Benefits (RM)	Total (RM)
Non-Executive Directors						
1.	Dato' Mohd Redza Shah Abdul Wahid	80,000	36,000	-	-	116,000
2.	Datuk Mohd Nasir Ali	66,000	58,000	-	-	124,000
3.	Rozan Mohd Sa'at	66,000	31,000	-	-	97,000
4.	Abdul Azmin Abdul Halim	66,000	53,000	-	-	119,000
5.	Ir. Dr. Mohd Shahreen Zainooreen Madros	66,000	52,000	-	-	118,000
6.	Aziah Ahmad*	0.00	39,000	-	-	39,000
Total Non-Executive Directors		344,000	269,000	-	-	613,000
Executive Directors						
1.	New Kok Ho	-	-	281,366	111,754	393,120
Total Executive Directors		-	-	281,366	111,754	393,120
Grand Total		344,000	269,000	281,366	111,754	1,0006,120

* The Director fee for the respective Director was paid to the intermediate holding company, related company and ultimate holding corporation as a corporate fee.

Matters related to remuneration to the Top Management and other senior Top Management are decided based on the Company existing policy. Key Management remuneration paid or payable for the financial year ended 31 December 2023 is as follows:

COMPANY LEVEL						
No.	Name	Position	Salaries and Defined Contributions (RM)	Bonus (RM)	Benefits (RM)	Total (RM)
1.	Nasrul Asni Muhammad Dain	Chief Executive Officer	495,300	-	234,000	729,300
2.	Mariam Puan	Chief Financial Officer	280,100	-	183,180	463,280
Grand Total			775,400	-	417,180	1,192,580

CORPORATE GOVERNANCE OVERVIEW STATEMENT



PRINCIPLE A:

BOARD LEADERSHIP AND EFFECTIVENESS

GROUP LEVEL						
No.	Name	Position	Salaries and Defined Contributions (RM)	Bonus (RM)	Benefits (RM)	Total (RM)
1.	Nasrul Asni Muhammad Dain	Chief Executive Officer	495,300	-	234,000	729,300
2.	Mariam Puan	Chief Financial Officer	280,100	-	183,180	463,280
3.	New Kok Ho	Executive Director (Johor Shipyard and Engineering Sdn Bhd)	281,366	-	111,754	393,120
Grand Total			1,056,766	-	528,934	1,585,700

Tender Committee

Due to the unfortunate passing of Abdul Azmin Abdul Halim, there have been adjustments within the committee. Rozan Mohd Sa'at has been appointed as the new chairman of the committee, effective from 22 January 2024. The TC remains committed to upholding principles of transparency, integrity, and accountability within EA Technique Group's operations, ensuring alignment with the Company's strategies, and serving as a monitoring mechanism for the execution of approved projects and operations. Specifically, the TC oversees the tendering process and procurement activities for both operations and projects, including capital expenditures amounting to RM1.0 million or more.

Comprising three Directors, the TC may also extend invitations to other top management personnel from E.A. Technique (ex-officio) or external stakeholders to attend and contribute to meetings as needed:

Director	Directorship	Designation
Rozan Mohd Sa'at	Independent Non-Executive Director	Chairman
Aziah Ahmad	Non-Independent Non-Executive Director	Member
Ir. Dr. Mohd Shahreen Zainooreen Madros	Independent Non-Executive Director	Member

There were two (2) TC meetings held during the financial year 2023.

CORPORATE GOVERNANCE OVERVIEW STATEMENT

**PRINCIPLE B:****EFFECTIVE AUDIT AND RISK MANAGEMENT****The Audit Committee of the Board**

AC at E.A. Technique is constituted by three (3) members, with a majority serving as Independent Directors. It is with regret that we acknowledge the recent demise of Abdul Azmin Abdul Halim, necessitating adjustments within the committee. Effective 22 January 2024, Ir. Dr. Mohd Shahreen Zainooreen Madros has joined the committee as a member. The committee continues to be chaired by the Independent Non-Executive Director, Datuk Mohd Nasir Ali.

Director	Directorship	Designation
Datuk Mohd Nasir Ali	Independent Non-Executive Director	Chairman
Ir. Dr. Mohd Shahreen Zainooreen Madros	Independent Non-Executive Director	Member
Aziah Ahmad	Non-Independent Non-Executive Director	Member

The AC plays a pivotal role in overseeing financial matters and ensuring compliance across the E.A. Technique Group. Annually, the effectiveness and composition of the AC undergo rigorous evaluation through the Board Evaluation Assessment, aimed at upholding an independent and effective committee. The Board, under the guidance of the NC, meticulously selects directors for the AC, ensuring they possess financial literacy, pertinent knowledge, experience, and a deep understanding of the company's operations.

Further details concerning the AC's responsibilities, meeting frequency, and member attendance are provided in the Audit Committee Report featured within the Company's Annual Report.

Risk & Governance Committee of the Board

The RGC at E.A. Technique serves a critical function in supporting the Board by providing oversight of the Risk Management & Governance framework across the E.A. Technique Group of Companies. Its primary responsibility is to routinely evaluate the framework's adequacy and effectiveness to ensure alignment with the company's strategic objectives and regulatory requirements.

The RGC is composed of three (3) Directors, with the flexibility to invite other members of E.A. Technique's Top Management or external parties to attend meetings as needed:

Director	Directorship	Designation
Ir. Dr. Mohd Shahreen Zainooreen Madros	Independent Non-Executive Director	Chairman
Rozan Mohd Sa'at	Independent Non-Executive Director	Member
Datuk Mohd Nasir Ali	Independent Non-Executive Director	Member

Throughout the financial year 2023, the RGC convened on four (4) occasions, demonstrating its commitment to diligently address risk and governance matters within the organization.

CORPORATE GOVERNANCE OVERVIEW STATEMENT



PRINCIPLE B:

EFFECTIVE AUDIT AND RISK MANAGEMENT

Risk Management and Internal Control Framework

The Board has approved a robust risk management and internal control framework to safeguard the Group's assets and interests. The Board regularly reviews these Systems to ensure their effectiveness, adequacy, and integrity and enable appropriate responses to changes in the business environment.

Oversight of risk management and internal controls is delegated to the RGC at the Board level and the RMC at the Management level:

- The Risk & Governance Committee – oversight on governance, internal control and financial matters; and
- The Risk Management Committee – oversight over risk management.

Throughout the year under review, no significant internal control weaknesses were identified that could result in material loss or uncertainty for the Company.

The Risk Management and Internal Control Framework details are available in the Company's Annual Report under the Statement of Risk Management and Internal Control. Additionally, the activities of the Risk Management Committee are disclosed in the Company's Annual Report. These measures underscore E.A. Technique's commitment to maintaining effective risk management and internal control practices.

Relationship with External Auditors

Messrs KPMG PLT ("KPMG") continues to serve as the Group's external auditors, as appointed in the previous Annual General Meeting. The AC maintains regular engagement with KPMG, convening at least twice a year to discuss various aspects of the audit, including its nature, scope, audit programme, internal controls, and any issues warranting the AC's or the Board's attention.

In alignment with the commitment to ensure the independence of the external audit function, the AC diligently reviews contracts for KPMG's provision of non-audit services. This scrutiny aims to mitigate potential conflicts of interest. The AC ensures that services such as management consulting, strategic decision-making, internal audit, and the development of standard operating policies and procedures documentation are excluded from the purview of KPMG's contractual obligations to maintain objectivity and independence.

Moreover, the AC's oversight extends to the approval of all non-audit services provided by KPMG on a case-by-case basis, carefully considering the implications on independence and objectivity. The terms of engagement for both statutory audits and non-audit services are subject to a thorough review by the AC and subsequent approval by the Board, underscoring the commitment to upholding the highest standards of governance and accountability in the audit process.

The details of the statutory audit and non-audit fees paid/payable in 2023 to the external auditors are set out below:

Fees Paid / Payable to KPMG	RM
Audit	366,000
Non-audit fees	564,000
Grand Total	930,000



CORPORATE GOVERNANCE OVERVIEW STATEMENT

**PRINCIPLE C:****INTEGRITY IN CORPORATE REPORTING AND MEANINGFUL RELATIONSHIPS WITH STAKEHOLDERS**

The Board upholds the significance of maintaining effective communication channels between the Board, stakeholders, institutional investors, and the investing public, with the aim of providing a clear and comprehensive understanding of the Group's performance and position. The primary avenue for communication with stakeholders remains the Company's Annual Report. Additionally, the Company's corporate website, www.eatechnique.com.my, undergoes regular updates to furnish current and comprehensive information on the E.A. Technique, encompassing Board profiles, the Group's businesses, announcements to Bursa Malaysia, press releases, share information, financial results, corporate governance, and corporate news.

Corporate Disclosure Policy

The Group's communication practices are governed by its Corporate Disclosure Policy, which underscores the Company's commitment to continuous disclosure and delineates Management's responsibilities and the procedures to be adhered to in ensuring compliance.

This policy delineates the Company's approach to determining and disseminating material information, particularly price-sensitive information, and outlines the circumstances under which confidentiality will be upheld, alongside restrictions on insider trading. Additionally, the policy establishes internal procedural guidelines to facilitate implementation and ensure consistent disclosure practices across the E.A. Technique Group.

Annual General Meeting ("AGM")

The Annual General Meeting ("AGM") and other general meetings serve as the principal forums for shareholders to directly interact with the Board, facilitating discussions on matters such as the Annual Report, Audited Financial Statements, corporate developments, proposed resolutions, and the Group's operations.

The Chairman plays a pivotal role during the AGM, ensuring constructive dialogue between shareholders and the Board, and providing adequate time for discussion before each resolution is proposed. In compliance with regulatory standards, all resolutions tabled at the AGM are voted upon using electronic polling facilities (e-polling), with poll results verified by appointed scrutineers prior to the Chairman's announcement.

Previous AGM was held at Opero Hotel, Johor Bahru on the 20 June 2023. Scheduled ahead of the new financial year, the AGM allows Board members to plan their participation accordingly. Notification of the AGM was issued to shareholders more than 28 days in advance, with the Notice of AGM published in a national newspaper and made available on the Company's website. This

practice aligns with the Company's commitment to transparency and accessibility, providing shareholders with ample time to prepare or appoint proxies for attendance and voting. The AGM also serves as a platform for the Managing Director to present the Company's performance and highlight key items to shareholders, fostering engagement and clarity on the Group's affairs.

Dialogue Between the Company and Investors

E.A. Technique's engagement in investor relations activities and analyst coverage was limited in 2023, primarily due to uncertainties surrounding the Company's PN17 situation. However, the Company continued to initiate meetings with research analysts, fund managers, media/business editors, and institutional investors. The primary objective was to provide investors with accurate and comprehensive information to facilitate informed evaluations of the Company. Central to these engagements is the establishment of relationships built on integrity, the provision of qualitative and timely information, and Management's commitment to effective performance and delivery. This communication process is bidirectional, aimed at understanding investor sentiments toward the Company and conveying this feedback to Management for necessary follow-up actions.

There is also a dedicated section in Investor Relations on the Company's website at www.eatechnique.com.my for the dissemination of corporate and financial disclosure. The primary contact for Investor Relations matters of E.A. Technique (M) Berhad is:

NORWAHIDA JAAFAR

Senior Manager, Group Reporting & Corporate Services

Contact Details : 603-4252 5422

E-mail : norwahida@eatechnique.com.my
or,
ir@eatechnique.com.my

STATEMENT ON COMPLIANCE

In the Financial Year ended 31 December 2023, E.A. Technique substantially complied with most of the practices outlined in the Malaysian Code on Corporate Governance (MCCG). The Board remains steadfast in its commitment to further strengthening the application of corporate governance practices and procedures across the Group. This dedication aligns with our ongoing efforts to safeguard the interests of all shareholders and stakeholders. Further details regarding the Company's adherence to the MCCG principles can be accessed in the Corporate Governance Report available on EA Technique's website (www.eatechnique.com.my).

The Statement of Corporate Governance has been approved by the Board of Directors on 5 April 2024.

DIRECTORS' STATEMENT ON RISK MANAGEMENT AND INTERNAL CONTROL



In line with Paragraph 15.26(b) of the Bursa Malaysia Securities Berhad's ("Bursa Malaysia") Main Market Listing Requirements ("MMLR") on the Statement on Risk Management and Internal Control: Guidelines for Directors of Listed Issuers, the Board of Directors is pleased to present the Statement on Risk Management and Internal Control ("the Statement") for E.A. Technique for the Financial Year ended 31 December 2023.

BOARD RESPONSIBILITIES

The Board of Directors ("Board") accepts its overall responsibility in overseeing and maintaining a sound system of risk management and internal control to safeguard shareholders' investments, the Group's assets, and other stakeholders' values and interests.

The Board reviews the effectiveness, adequacy, and integrity of the risk management framework and internal control system. It is to ensure significant risks faced by the Group are adequately managed to respond to any changes in the business environment. Two (2) committees of the Board have the primary risk management and internal control oversight responsibilities:

- Risk and Governance Committee ("RGC") - oversight on governance, risk management, and integrity matters.
- Audit Committee ("AC") - oversight of the internal control system and financial matters.

RISK MANAGEMENT

The risk management and internal control systems are designed to manage, rather than eliminate risks that hinder the Group from achieving its goals and objectives. Risk management encompasses risk identification, analysis, evaluation, treatment, communication, review, and monitoring of identified risks in order to achieve business objectives and plans.

Risk Management Framework

The established Enterprise Risk Management Policy and Framework ("Framework") aligned with the ISO 31000 "Risk Management – Principles and Guidelines". The Framework provides a structured and consistent approach to risk management across the Group for informed decision-making and managing the day-to-day business operation.

Our policy is to identify, analyse, evaluate, and mitigate the risks in order to prepare and protect the Group from business disruption, financial losses, uncertainty, and loss of opportunities.

All risks evaluated are relevant to the Business Plan to achieve the targeted business objectives. The mitigation controls, action plans and Risk Owners are also identified. Each risk are rated according to its severity level depending on the assessment of its likelihood and impact.

Monitoring and Review

The objective of monitoring and reviewing the risk management process and activities is to provide reasonable assurance that risks are being managed effectively by the respective risk owners in the organisation. The risk profiles will then reflect the changes to the current business conditions and risk exposures. Formal reporting is established while risks are reported at the departmental, corporate, and Board levels to ensure regular review of the significant risks identified by the businesses during the reporting period.

Risk Reporting

The Quarterly Group Risk Management is discussed and deliberated in E.A. Technique's RMC meetings chaired by the CEO. The risk and governance report is subsequently tabled in the RGC meeting for deliberation and recommendation to the Board on the identified key risks, current controls, and the status of mitigation actions. These reports are submitted to the Board for final review.

DIRECTORS' STATEMENT ON RISK MANAGEMENT AND INTERNAL CONTROL

INTERNAL CONTROL SYSTEM

The system of internal control is designed to provide reasonable assurance against the occurrence of any event that could prevent the achievement of the Group's goals and objectives. The key components of internal control encompass the following key control processes: -

Establishment of Various Committees

The establishment of various Board Committees and Management Committees aims to strengthen governance, ensure accountability, and assist the Board in discharging its duties. Among the committees are: -

Board Level

- Audit Committee
- Risk and Governance Committee
- Tender Board Committee
- Nomination Committee
- Remuneration Committee

Management Level

- Management Committee
- Vessel Operation Committee
- Fleet Performance Management Committee
- Pre-Docking Preparation and Process Committee
- Quality, Health, Safety, Security and Environment ("QHSE") Committee
- Risk Management Committee ("RMC")
- Contract / Tender, Proposal and Commercial Evaluation Committee
- Appraisal, KPI and Bonus Committee

Organisational Structure

The internal control of the Group is supported by a formal organisational structure with clear lines of authority and responsibility. Qualified and experienced management personnel are appointed to oversee the delivery of the Group goals and objectives.

Limits of Authority

The Limits of Authority ("LOA") identifies responsible personnel from different business transactions including matters that require the Board's approval. The LOA sets out a clear line of accountability and responsibility to facilitate decision-making and the appropriate approval levels in the organisation's hierarchy.

Strategy and Budget Challenge

The Group's strategic directions and budget for the new year are formulated and revised annually, taking into account changes in the internal and external environment which includes the risks faced by the Group. The strategic directions and budget are also reviewed annually with the Board at reasonable intervals during implementation by the management.

Quarterly Performance Review

The Group's performance is reviewed and monitored on a quarterly basis. The reviews cover all key financial and operational indicators as well as key strategic initiatives undertaken by the Group during the year.

Internal Audit Department

The Internal Audit Department provides an independent and objective assurance designed to add value and improve E.A. Technique's operations. It helps to accomplish the Group objectives by bringing a systematic and disciplined approach to evaluate and improve the effectiveness of risk management, internal control, and governance processes.

Policies and Procedures

The Management and the Board approved the relevant policies and procedures to ensure the Group's values and adequate control mechanisms are embedded in business operations.

Periodic reviews were also performed to ensure their relevance and effectiveness.

DIRECTORS' STATEMENT ON RISK MANAGEMENT AND INTERNAL CONTROL

Regulatory Compliance

The Group adopts strict standards and controls to continuously improve the application and performance of the Safety Management System. The high standard of work is achieved by operating an integrated Quality, Safety, Health, and Environment Management System that meets the requirement of: -

- ISO 9001:2015 (Quality Standard);
- ISM Code for Vessel Safe Operation and Pollution Prevention; and
- International Ship and Port Facility Security Code.

Whistle Blowing

A Whistleblowing Policy and a whistleblowing channel are available to provide directors, employees, and third parties to disclose any improper conduct. The policy contains the procedures and processes for managing transparent disclosures of improper conduct without compromising the confidentiality of the persons involved. Full details on E.A. Technique's Whistleblowing Policy can be read on E.A. Technique's website at www.eatechnique.com.my

Code of Ethics

All employees are required to adhere to the Group's Code of Ethics ("Code") and consistently be reminded of the ethics and professional behavior during the Management Committee meetings. Other than to emphasize the Group's commitment to ethics and compliance with applicable laws and regulations, this Code sets forth the basis standards of ethical behavior within the Group.

Corporate Disclosure Policy

The Group currently observes and complies with the disclosure requirements in the Main Market Listing Requirements ("MMLR") of Bursa Securities guided by Bursa Malaysia Corporate Disclosure Guide. The Corporate Disclosure Policy was developed to ensure information directed to shareholders, stakeholders, and the general public represents the Group fairly and accurately.

Anti-Bribery Corruption Policy

The Group has adopted an Anti-Bribery Corruption Policy to align with the MMLR and the 'Guidelines on Adequate Procedures' issued by the Prime Minister's Office under Section 17A of the Malaysian Anti-Corruption Commission ("MACC") Act 2009.

The Group received the Anti-Bribery Management System (ISO 37001:2016) certification on 6th May 2021. It provides the Group with a framework to set up the integrity and governance structure. It also allows the Group to establish the necessary measures to prevent corruption and bribery activities while acting as a defense against corporate liability as stipulated in the MACC Act 2009.

The policy states the Group's commitment to take a zero-tolerant approach to bribery and corrupt activities by conducting business ethically and in full compliance with all applicable laws and regulations in every jurisdiction the Group operates. The policy has been communicated to all levels of employees for their adoption.

DIRECTORS' STATEMENT ON RISK MANAGEMENT AND INTERNAL CONTROL

RISK MANAGEMENT AND INTERNAL CONTROL SYSTEM EFFECTIVENESS

The Board reviews the effectiveness of the risk management and internal control system through the following monitoring and assessment mechanisms:

- Quarterly reviews on the Group's actual financial and operational performance versus planned performance and other key financial and operational performance indicators;
- Specific transactions, projects, or opportunities are reviewed by the Management and the Board as and when required. It allows the Board and the Management to oversee and monitor the potential risks that can hinder the achievement of the objectives;
- The Group's Risk Management Report is presented quarterly to the RMC and RGC by the Risk & Governance Department to provide an overview of the Group's key risks and their current mitigation status on how the risks are managed. It also includes a summary report on compliance and Anti-Bribery Management System status updates. Any concern raised by the respective committees are communicated to the respective risk owners by the Risk & Governance Department.
- The AC deliberates and discusses reports issued by the Internal Audit Department and external auditors pertaining to financial, operational, governance, risk management, and control matters. The status of preventive and corrective actions for issues discussed are updated to the AC for its monitoring.

COMMENTARY ON THE ADEQUACY AND EFFECTIVENESS

The risk management and internal control activities described above have been implemented in the Group for the year under review and up to the date of the approval of this statement for inclusion in the annual report.

In making this statement, the Board has received assurance from the CEO, CFO, and Internal Audit Department that risk management and internal control are operating adequately and effectively in all material aspects for the reporting period.

DIRECTORS' STATEMENT ON RISK MANAGEMENT AND INTERNAL CONTROL

For the financial year under review, the Board is of the opinion that the risk management and internal control system are adequate and sound to provide reasonable assurance in safeguarding shareholders' investments, the Group's assets and other stakeholders' interests as well as in addressing the key risks impacting the business operations of E.A. Technique.

There was no major internal control weakness identified during the year under review that may result in any material loss or uncertainty that would require disclosure in this annual report.

This statement has been prepared in line with the Listing Requirements of Bursa Malaysia Securities Berhad and guided by the Statement on Risk Management and Internal Control Guidance for Directors of Listed Issuers.

PRACTICE NOTE 17

The Board announced that the company is classified as an affected listed issuer under Practice Note 17 ("PN17") of the MMLR of Bursa Malaysia on 25 February 2022. On 1 June 2022, the Company appointed Malacca Securities Sdn Bhd ("Malacca Securities") as the principal adviser for the proposed regularisation plan. The Company had also appointed the necessary advisers (i.e. solicitors, independent market researcher, internal control reviewer and reporting accountant) for the proposed regularisation plan.

The Company's Scheme of Arrangement with creditors has taken effect on 12 January 2023 following the lodgement of the Sanction Order with the Companies Commission of Malaysia. The Company had represented that it intends to raise funds for the repayment to the scheme creditors via an asset disposal programme and fund-raising exercise(s) which is envisaged to be addressed via the regularisation plan. The Company had on 19 September 2023, completed the asset disposal programme.

Following various efforts to formulate a regularisation plan, on 7 November 2023, Malacca Securities had, on behalf of the Board, announced a regularisation plan, which comprised a proposed shares issuance, proposed exemption and proposed establishment of an employees' share scheme which was submitted to Bursa Malaysia on 10 November 2023.

Further developments on the above matter will be announced to Bursa.

This Statement has been approved by the Board of Directors at its meeting on 5 April 2024.

AUDIT COMMITTEE REPORT



The Audit Committee (“AC”) provides critical oversight of the Group financial reporting process; monitoring the external and internal auditing processes; compliance with relevant legal and statutory matters and other matters delegated by the Board to the AC through its approved Terms of Reference (“TOR”).

AUDIT COMMITTEE COMPOSITION AND MEETINGS HELD

The AC composition, type of directorship and attendance of meetings held in the financial year ended 31 December 2023 are set out below.

No.	Name	Directorship	No. of Meetings Attended
1.	Datuk Mohd Nasir Ali (Chairman)	Independent Non-Executive Director	4/4
2.	Abdul Azmin Abdul Halim (Member)*	Independent Non-Executive Director	4/4
3.	Aziah Ahmad (Member)	Non-Independent Non-Executive Director	4/4

* *Regrettably, the recent demise of Abdul Azmin Abdul Halim necessitated adjustments to the committee, with Ir. Dr. Mohd Shahreen Zainooreen Madros joining as a member effective 22 January 2024.*

The composition of the AC is in line with Paragraph 15.09 of the Main Market Listing Requirements (“MMLR”) of Bursa Malaysia Securities Berhad (“Bursa Malaysia”), where: -

- All AC members are Non-Executive Directors and a majority of them are Independent Non-Executive Directors, including the Chairman.
- No alternate director is appointed as a member.
- One (1) member, Aziah Ahmad is a qualified accountant and member of Malaysian Institute of Accountants (“MIA”), fulfill the requirement of paragraph 15.09(1)(c)(i) of the MMLR.

The AC meetings are normally attended by the Chief Executive Officer, Chief Financial Officer, Chief Operating Officer, Head of Internal Audit and upon invitation, the External Auditors. Four (4) of the meetings held were planned quarterly meetings.

The Company Secretary acts as secretary to the AC. Minutes of each meeting is distributed to each board member. The Chairman of the AC reports key matters discussed at each meeting to the Board.

The TOR for the AC are contained in the Board Charter which is available on the Company’s website.

SUMMARY OF WORK DONE BY AUDIT COMMITTEE

During the financial year, the AC performed the following:

Financial Reporting and Compliance

- Reviewed the quarterly financial results of the Company and the Group on 21 February 2023, 26 May 2023, 21 August 2023, and 23 November 2023 prior to recommending them to the Board for approval. The matters reviewed and discussed were:
 - ◆ Financial and operational performance, and financial statements.
 - ◆ Budget achievement, reasons for the variances and efforts to meet targets.
 - ◆ Internal and external matters impacting financial and operational performance, and the actions to be taken.
- Reviewed quarterly announcements prior to recommendation to the Board for approval to ensure that the announcements reflect the situation and are representative of their views.

AUDIT COMMITTEE REPORT

External Audit

- Reviewed and recommended to the Board the External Auditors' Report on 2022 year end financial statement on 21 February 2023, covering amongst others, the following:
 - ◆ Significant accounting and auditing matters during the year.
 - ◆ Internal control recommendations.
 - ◆ New or significant developments during the year.
 - ◆ Significant matters relating to provisions, legal and contracts, compliance with accounting standards and legal requirements.
- Held one (1) private discussion on 21 February 2023 with the External Auditors without the presence of Management.

Internal Audit

- Reviewed and approved Internal Audit Department's ("IAD") Annual Internal Audit Plan for 2023, to ensure the adequacy of scope and coverage; competency and resources available; and that Internal Audit has the necessary authority to carry out its work.
- Reviewed and deliberated on the planned and ad hoc internal audit reports issued and the adequacy of management response and actions to address control deficiencies.
- Reviewed quarterly updates on the progress of the Annual Internal Audit Plan 2023 and the status of corrective actions on whether appropriate actions are timely taken.

Others

- Quarterly review and monitoring of recurrent related party transactions and their aggregate values.
- Reviewed the Audit Committee Report 2023 for incorporation into the Annual Report 2023 and recommended it to the Board for approval.

SUMMARY OF WORK DONE BY INTERNAL AUDIT DEPARTMENT

Internal Audit Department

- IAD has an independent status in the organization, with direct reporting to the AC and an administrative reporting to the Chief Executive Officer.
- IAD's purpose, objectives, authority, and responsibilities are spelt out in the IAD Charter which is endorsed and approved by the AC.
- IAD's mission is to enhance and protect the Company and Group values by providing an independent, risk-based, and objective assurance, advice, and insight on all areas of governance, risk management, and internal control.
- Updates are obtained on the developments in the internal audit profession and staff are sent for internal audit training to enable them to be competent auditors.
- The standards and practices adopted by IAD conform to the International Professional Practices Framework issued by The Institute of Internal Auditors.
- The Head of Internal Audit is an Associate Member of the Institute of Internal Auditors Malaysia and has a Bachelor of Accounting (Hons).
- There were three (3) auditors in IAD during the financial year.
- The total amount of expenses incurred by IAD during the financial year is RM 218,378.

Assurance Services

- IAD prepared a risk-based Annual Internal Audit Plan 2023 ("the Plan") for the Group. The Plan was reviewed by the AC and approved for implementation.
- Quarterly updates were prepared for the AC detailing the status of the 2023 Plan on the assignments completed, in progress and outstanding.
- A total of twelve (12) planned and ad hoc assignments were executed during the financial year and presented to the AC covering the following areas:
 - ◆ Governance review on Internal Control and Annual Report Statements
 - ◆ ISO 37001:2016 Anti-Bribery Management System
 - ◆ Operation Petty Cash Management
 - ◆ Review on Port Service Agent
 - ◆ Review on Fast Crew Boats
 - ◆ Review on Incidents / Accidents
- Internal Audit Reports were forwarded to management of the relevant departments for the necessary corrective actions.
- Internal Audit Reports and status of corrective actions taken by management were presented to AC.

ADDITIONAL COMPLIANCE INFORMATION

UTILISATION OF PROCEEDS FROM PUBLIC ISSUE

The Company did not have a utilisation of proceeds from public issue during the financial year ended 31 December 2023.

SHARE BUY-BACK

The Company did not have a share buy-back programme in place during the financial year ended 31 December 2023.

OPTIONS OR CONVERTIBLE SECURITIES

The Company did not issue any options or convertible securities during the financial year ended 31 December 2023.

DEPOSITORY RECEIPT PROGRAMME

The Company did not sponsor any depository receipt programme during the financial year ended 31 December 2023.

SANCTIONS AND/OR PENALTIES

There was no material sanction and/or penalty during the financial year ended 31 December 2023.

PROFIT ESTIMATE, FORECAST OR PROJECTION

The Company did not issue any profit estimate, forecast or projection for the financial year ended 31 December 2023.

MATERIAL CONTRACTS INVOLVING DIRECTORS AND/OR MAJOR SHAREHOLDERS

There was no material contract, entered by the Company and/or its subsidiaries involving the interest of Directors and/or major shareholders, either subsisting at the end of the financial year ended 31 December 2023.

RECURRENT RELATED PARTY TRANSACTIONS

Except as disclosed, there was no recurrent related party transaction entered by the Group for the financial year ended 31 December 2023.



FINANCIAL

STATEMENTS

112	Directors' Report
116	Statement of Financial Position
117	Statements of Profit or Loss and Other Comprehensive Income
118	Consolidated Statements of Changes in Equity
119	Statements of Changes in Equity
120	Statements of Cash Flow
124	Notes to the Financial Statements
171	Statement by Directors
171	Statutory Declaration
172	Independent Auditors' Report

DIRECTORS' REPORT

The Directors have pleasure in submitting their report and the audited financial statements of the Group and of the Company for the financial year ended 31 December 2023.

Principal activities

The principal activities of the Company are ship owning and operator of marine vessels for the transportation and offshore storage of oil and gas, provider of port marine services and provision of engineering, procurement, construction, installation and commissioning of floating storage and offloading vessels whilst the principal activities of the subsidiaries are as stated in Note 5 to the financial statements.

Holding companies

The immediate and intermediate holding companies are Sindora Berhad and Kulim (Malaysia) Berhad, both companies incorporated in Malaysia. The ultimate holding corporation is Johor Corporation, a body corporate established under the Johor Corporation Enactment No. 4, 1968 (as amended by Enactment No. 5, 1995).

Subsidiaries

The details of the Company's subsidiaries are disclosed in Note 5 to the financial statements.

Results

	Group RM'000	Company RM'000
Profit for the year attributable to: Owners of the Company	23,692	20,035

Reserves and provisions

There were no material transfers to or from reserves or provisions during the financial year under review.

Dividend

No dividend has been declared or paid by the Company since the end of the previous financial year. The Directors do not recommend any dividend to be paid for the financial year under review.

DIRECTORS' REPORT

(CONTINUED)

Directors of the Company

The Directors of the Company in office since the beginning of the financial year to the date of this report are:

Dato' Mohd Redza Shah bin Abdul Wahid
 Datuk Mohd Nasir bin Ali*
 Rozan bin Mohd Sa'at
 Ir. Dr. Mohd Shahreen Zainooreen bin Madros*
 Aziah binti Ahmad
 Abdul Azmin bin Abdul Halim*

(Deceased on 3 January 2024)

*Directors of the Company and the subsidiaries.

The name of the Directors of the Company's subsidiaries since the beginning of the financial year to the date of this report, excluding a director who is already listed above are:

New Kok Ho

Directors' interests in shares

According to the Register of Directors' Shareholdings, the interests of the Directors in office at the end of the financial year in shares in the Company during and at the end of the financial year were as follows:

	----- Number of ordinary shares -----			
	At 1.1.2023 '000	Acquired '000	Sold '000	At 31.12.2023 '000
Datuk Mohd Nasir bin Ali				
- Direct	328	-	-	328
Rozan bin Mohd Sa'at				
- Direct	328	-	-	328
Abdul Azmin bin Abdul Halim				
- Direct	1,050	-	-	1,050

The interests of the Directors in office at the end of the financial year in shares in the related corporations during and at the end of the financial year were as follows:

	----- Number of ordinary shares -----			
	At 1.1.2023 '000	Acquired '000	Sold '000	At 31.12.2023 '000
<i>Direct interest in a related company,</i>				
<i>KPJ Healthcare Berhad</i>				
Datuk Mohd Nasir bin Ali	10	-	-	10
Rozan bin Mohd Sa'at	3	-	-	3

The remaining Directors in office did not hold any interest in shares in the Company or its related corporations during and at the end of the financial year.

DIRECTORS' REPORT

(CONTINUED)

Directors' benefits

Since the end of the previous financial year, no Director of the Company has received nor become entitled to receive any benefit (other than those shown below) by reason of a contract made by the Company or a related corporation with the Director or with a firm of which the Director is a member, or with a company in which the Director has a substantial financial interest.

The Directors' benefits paid to or receivable by Directors in respect of the financial year ended 31 December 2023 are as follows:

	From the Company	
	2023 RM'000	2022 RM'000
Directors of the Company:		
- Fees	410	444
- Allowance	269	111
Total short-term employee benefits	679	555

There were no arrangements during and at the end of the financial year which had the object of enabling Directors of the Company to acquire benefits by means of the acquisition of shares in or debentures of the Company or any other body corporate.

Issue of shares and debentures

There were no changes in the issued and paid-up capital of the Company during the financial year.

Options granted over unissued shares

No options were granted to any person to take up unissued shares of the Company during the financial year.

Indemnity and insurance costs

During the financial year, the Company maintained a Director's and Officers' Liability Insurance for the purpose of Section 289 of the Companies Act 2016. The total insured limit for the Directors and Officers Liability Insurance effected for each of the Directors and Officers of the Company was RM50 million per occurrence and in the aggregate.

Other statutory information

Before the financial statements of the Group and of the Company were made out, the Directors took reasonable steps to ascertain that:

- i) all known bad debts have been written off and adequate provision made for doubtful debts, and
- ii) any current assets which were unlikely to be realised in the ordinary course of business have been written down to an amount which they might be expected so to realise.

At the date of this report, the Directors are not aware of any circumstances:

- i) that would render the amount written off for bad debts or the amount of the provision for doubtful debts in the Group and in the Company inadequate to any substantial extent, or
- ii) that would render the value attributed to the current assets in the financial statements of the Group and of the Company misleading, or

DIRECTORS' REPORT

(CONTINUED)

Other statutory information (continued)

At the date of this report, the Directors are not aware of any circumstances: (continued)

- iii) which have arisen which render adherence to the existing method of valuation of assets or liabilities of the Group and of the Company misleading or inappropriate, or
- iv) not otherwise dealt with in this report or the financial statements that would render any amount stated in the financial statements of the Group and of the Company misleading.

At the date of this report, there does not exist:

- i) any charge on the assets of the Group or of the Company that has arisen since the end of the financial year and which secures the liabilities of any other person, or
- ii) any contingent liability in respect of the Group or of the Company that has arisen since the end of the financial year.

No contingent liability or other liability of any company in the Group has become enforceable, or is likely to become enforceable within the period of twelve months after the end of the financial year which, in the opinion of the Directors, will or may substantially affect the ability of the Group and of the Company to meet their obligations as and when they fall due.

In the opinion of the Directors, except for those disclosed in Note 18 and Note 26 to the financial statements, the financial performance of the Group and of the Company for the financial year ended 31 December 2023 have not been substantially affected by any item, transaction or event of a material and unusual nature nor has any such item, transaction or event occurred in the interval between the end of that financial year and the date of this report.


Auditors

The auditors, KPMG PLT, have indicated their willingness to accept re-appointment.

The auditors' remuneration for the financial year ended 31 December 2023 is as follows:

	Group RM'000	Company RM'000
Audit fees		
KPMG PLT	366	291
Non audit service fees		
KPMG PLT	478	478
Local affiliates of KPMG PLT	86	86
	564	564

Signed on behalf of the Board of Directors in accordance with a resolution of the Directors:



.....
Dato' Mohd Redza Shah bin Abdul Wahid
 Director



.....
Datuk Mohd Nasir bin Ali
 Director

Kuala Lumpur,

Date: 29 February 2024

STATEMENT OF FINANCIAL POSITION

AS AT 31 DECEMBER 2023

	Note	Group		Company	
		2023 RM'000	2022 RM'000 Restated	2023 RM'000	2022 RM'000 Restated
Assets					
Property, vessels and equipment	3	393,329	411,994	397,201	417,512
Right-of-use assets	4	1,946	1,977	385	334
Investment in subsidiaries	5	-	-	5,000	5,000
Deferred tax assets	6	708	6,604	530	6,800
Total non-current assets		395,983	420,575	403,116	429,646
Inventories	7	99	1,042	99	1,042
Trade and other receivables	8	31,799	24,587	36,979	26,993
Tax recoverable		33	216	33	-
Deposits	9	11,416	17,971	10,616	17,186
Cash and cash equivalents	10	31,028	42,631	28,240	40,613
		74,375	86,447	75,967	85,834
Non-current assets held for sale	11	14,290	19,892	14,842	19,892
Total current assets		88,665	106,339	90,809	105,726
Total assets		484,648	526,914	493,925	535,372
Equity					
Share capital	12	179,755	179,755	179,755	179,755
Accumulated losses		(122,302)	(145,994)	(129,285)	(149,320)
Total equity attributable to owners of the Company		57,453	33,761	50,470	30,435
Liabilities					
Loans and borrowings	13	84,266	121,737	84,266	121,737
Trade and other payables	14	12,849	-	12,849	-
Lease liabilities		2,386	2,170	268	-
Total non-current liabilities		99,501	123,907	97,383	121,737
Trade and other payables	14	286,435	317,047	305,017	331,323
Lease liabilities		183	384	132	336
Loans and borrowings	13	40,923	51,491	40,923	51,491
Current tax liabilities		153	324	-	50
Total current liabilities		327,694	369,246	346,072	383,200
Total liabilities		427,195	493,153	443,455	504,937
Total equity and liabilities		484,648	526,914	493,925	535,372

The notes on pages 124 to 170 are an intergral part of these financial statements.

STATEMENTS OF PROFIT OR LOSS AND OTHER COMPREHENSIVE INCOME

FOR THE YEAR ENDED 31 DECEMBER 2023

	Note	Group		Company	
		2023 RM'000	2022 RM'000 Restated	2023 RM'000	2022 RM'000 Restated
Revenue	15	133,079	153,640	131,434	151,028
Cost of sales		(85,559)	(128,693)	(87,572)	(131,329)
Gross profit		47,520	24,947	43,862	19,699
Administrative expenses		(21,469)	(26,437)	(19,883)	(23,428)
Net gain/(loss) on impairment of financial instruments		585	(1,298)	(1,138)	(1,298)
Other income		11,343	21,030	11,424	16,600
Results from operating activities		37,979	18,242	34,265	11,573
Finance income	16	243	224	229	209
Finance costs	17	(8,343)	(9,489)	(8,206)	(9,350)
Profit before tax	18	29,879	8,977	26,288	2,432
Tax expense	19	(6,187)	7,320	(6,253)	6,880
Profit and total comprehensive income for the year		23,692	16,297	20,035	9,312
Profit attributable to:					
Owners of the Company		23,692	16,297	20,035	9,312
Basic earnings per ordinary share (sen)					
from continuing operations	20	4.47	3.07		

The notes on pages 124 to 170 are an integral part of these financial statements.

CONSOLIDATED STATEMENTS OF CHANGES IN EQUITY

FOR THE FINANCIAL YEAR ENDED 31 DECEMBER 2023

	Share capital RM'000	Accumulated losses RM'000	Total equity RM'000
At 1 January 2022	179,755	(162,291)	17,464
Profit and total comprehensive income for the year:			
- Previously reported	-	20,043	20,043
- Prior year adjustments (Note 26)	-	(3,746)	(3,746)
Profit and total comprehensive income for the year, restated	-	16,297	16,297
At 31 December 2022/1 January 2023, restated	179,755	(145,994)	33,761
Profit and total comprehensive income for the year	-	23,692	23,692
At 31 December 2023	179,755	(122,302)	57,453

Note 12

STATEMENTS OF CHANGES IN EQUITY

FOR THE FINANCIAL YEAR ENDED 31 DECEMBER 2023

	Share capital RM'000	Accumulated losses RM'000	Total equity RM'000
At 1 January 2022	179,755	(158,632)	21,123
Profit and total comprehensive income for the year:			
- Previously reported	-	13,058	13,058
- Prior year adjustments (Note 26)	-	(3,746)	(3,746)
Profit and total comprehensive income for the year, restated	-	9,312	9,312
At 31 December 2022/1 January 2023, restated	179,755	(149,320)	30,435
Profit and total comprehensive income for the year	-	20,035	20,035
At 31 December 2023	179,755	(129,285)	50,470

Note 12

STATEMENTS OF CASH FLOW

FOR THE FINANCIAL YEAR ENDED 31 DECEMBER 2023

	Note	Group		Company	
		2023 RM'000	2022 RM'000	2023 RM'000	2022 RM'000
Cash flows from operating activities					
Profit before tax		29,879	8,977	26,288	2,432
Adjustments for:					
Property, vessels and equipment and assets held for sale:					
Gain on disposal	18	(1,254)	(2,181)	(1,254)	(2,168)
Depreciation	3	31,013	39,530	32,430	41,660
(Reversal of)/Impairment loss	3	(70)	(12,963)	227	(12,370)
Written off	18	-	15	-	15
Right-of-use assets:					
Depreciation	4	221	160	139	78
Finance costs on:					
Bank overdraft	17	74	335	74	335
Conventional financing	17	1,073	1,816	1,073	1,816
Revolving credits	17	189	321	189	321
Accretion of interest on lease liabilities	17	168	149	31	10
Profit charge on Islamic financing	17	6,839	6,868	6,839	6,868
Interest on fixed deposits	16	(243)	(224)	(229)	(209)
Net (gain)/loss on impairment of financial instruments	18	(585)	1,298	1,138	1,298
Unrealised foreign exchange loss	18	1,162	4,713	1,108	4,505
Operating profit before changes in working capital		68,466	48,814	68,053	44,591
<i>Changes in working capital:</i>					
Inventories		943	(935)	943	(936)
Trade and other receivables		(6,759)	(6,727)	(11,257)	(9,119)
Trade and other payables		(18,794)	(8,458)	(14,432)	(4,001)
Cash generated from operations		43,856	32,694	43,307	30,535

STATEMENTS OF CASH FLOW

FOR THE FINANCIAL YEAR ENDED 31 DECEMBER 2023 (CONTINUED)

	Note	Group		Company	
		2023 RM'000	2022 RM'000	2023 RM'000	2022 RM'000
Cash flows from operating activities (continued)					
Cash generated from operations (continued)		43,856	32,694	43,307	30,535
Interest received		243	224	229	209
Interest paid		(1,503)	(2,621)	(1,367)	(2,482)
Profit paid on Islamic financing		(6,839)	(6,868)	(6,839)	(6,868)
Tax paid		(279)	(180)	(66)	-
Net cash generated from operating activities		35,478	23,249	35,264	21,394
Cash flows from investing activities					
Net placement in short term deposits, fixed and security deposits pledged		6,555	(13,806)	6,570	(13,792)
Acquisition of property, vessels and equipment	3	(26,568)	(10,393)	(27,188)	(9,646)
Proceed from disposal of property, vessels and equipment and assets held for sale		21,146	82,533	21,146	82,533
Net cash generating from investing activities		1,133	58,334	528	59,095
Cash flows from financing activities					
Repayment of conventional financing facilities and revolving credits	(iii)	(22,629)	(29,449)	(22,629)	(29,449)
Repayment of Islamic term financing facilities	(iii)	(22,959)	(12,783)	(22,959)	(12,783)
Repayment of hire purchase liabilities	(iii)	-	(7)	-	-
Repayment of lease liabilities	(iii)	(175)	(122)	(126)	(84)
Net cash used in financing activities		(45,763)	(42,361)	(45,714)	(42,316)
Net (decrease)/increase in cash and cash equivalents		(9,152)	39,222	(9,922)	38,173
Cash and cash equivalents at beginning of the year		40,180	958	38,162	(11)
Cash and cash equivalents at end of the year	(i)	31,028	40,180	28,240	38,162

STATEMENTS OF CASH FLOW

FOR THE FINANCIAL YEAR ENDED 31 DECEMBER 2023 (CONTINUED)

(i) Cash and cash equivalents

Cash and cash equivalents included in the statements of cash flows comprise the following statements of financial position amounts:

	Note	Group		Company	
		2023 RM'000	2022 RM'000	2023 RM'000	2022 RM'000
Cash and bank balances		31,028	13,605	28,240	11,587
Deposits placed with licensed banks		-	29,026	-	29,026
Bank overdraft	10 13	31,028 -	42,631 (2,451)	28,240 -	40,613 (2,451)
		31,028	40,180	28,240	38,162

(ii) Cash outflows for leases as a lessee

	Note	Group		Company	
		2023 RM'000	2022 RM'000	2023 RM'000	2022 RM'000
Included in net cash from operating activities					
Payment relating to short-term leases	18	2,103	11,190	2,059	11,147
Payment relating to leases of low-value assets	18	30	47	22	39
Interest paid in relation to lease liabilities	17	168	149	31	10
Included in net cash from financing activities					
Payment of lease liabilities		175	122	126	84
Total cash outflows for leases		2,476	11,508	2,238	11,280

STATEMENTS OF CASH FLOW

FOR THE FINANCIAL YEAR ENDED 31 DECEMBER 2023 (CONTINUED)

(iii) Reconciliation of movements of liabilities to cash flows arising from financing activities

Group	At 1.1.2022		Acquisition of new lease		Net changes from financing cash flows		At 31.12.2022/ 1.1.2023		Acquisition of new lease		Net changes from financing cash flows		At 31.12.2023	
	RM'000	RM'000	RM'000	RM'000	RM'000	RM'000	RM'000	RM'000	RM'000	RM'000	RM'000	RM'000	RM'000	RM'000
Islamic financing facilities	147,308	-	-	(12,783)	350	134,875	-	(22,959)	-	111,916	(22,959)	111,916		
Conventional financing facilities	56,754	-	(25,273)	137	137	31,618	-	(20,488)	-	11,130	(20,488)	11,130		
Revolving credits	8,460	-	(4,176)	-	-	4,284	-	(2,141)	-	2,143	(2,141)	2,143		
Hire purchase liabilities	7	-	(7)	-	-	-	-	-	-	-	-	-		
Lease liabilities	212,529	-	(42,239)	487	487	170,777	-	(45,588)	-	125,189	(45,588)	125,189		
	2,328	348	(122)	-	-	2,554	190	(175)	190	2,569	(175)	2,569		
Total liabilities from financing activities	214,857	348	(42,361)	487	487	173,331	190	(45,763)	190	127,758	(45,763)	127,758		
Company														
Islamic financing facilities	147,308	-	(12,783)	350	350	134,875	-	(22,959)	-	111,916	(22,959)	111,916		
Conventional financing facilities	56,754	-	(25,273)	137	137	31,618	-	(20,488)	-	11,130	(20,488)	11,130		
Revolving credits	8,460	-	(4,176)	-	-	4,284	-	(2,141)	-	2,143	(2,141)	2,143		
Lease liabilities	212,522	-	(42,232)	487	487	170,777	-	(45,588)	-	125,189	(45,588)	125,189		
	72	348	(84)	-	-	336	190	(126)	190	400	(126)	400		
Total liabilities from financing activities	212,594	348	(42,316)	487	487	171,113	190	(45,714)	190	125,589	(45,714)	125,589		

The notes on pages 124 to 170 are an integral part of these financial statements.

NOTES TO THE FINANCIAL STATEMENTS

E.A. Technique (M) Berhad is a public limited liability company, incorporated and domiciled in Malaysia. The addresses of the principal place of business and registered office of the Company are as follows:

Principal place of business

Setiawangsa Business Suites,
Unit C-3A-3A,
No. 2, Jalan Setiawangsa 11,
54200 Kuala Lumpur.

Registered office

Level 11, Menara KOMTAR,
Johor Bahru City Centre,
80000 Johor Bahru, Johor.

The consolidated financial statements of the Company as at and for the financial year ended 31 December 2023 comprise the Company and its subsidiaries (together referred to as the “Group”).

The immediate and intermediate holding companies are Sindora Berhad and Kulim (Malaysia) Berhad, both companies incorporated in Malaysia. The ultimate holding corporation is Johor Corporation, a body corporate established under the Johor Corporation Enactment No. 4, 1968 (as amended by Enactment No. 5, 1995).

The principal activities of the Company are ship owning and operator of marine vessels for the transportation and offshore storage of oil and gas, provider of port marine services and provision of engineering, procurement, construction, installation and commissioning of floating storage and offloading vessels. There has been no significant change in the nature of these activities during the financial year.

These financial statements were authorised for issue by the Board of Directors on 29 February 2024.

1. Basis of preparation

(a) Statement of compliance

The financial statements of the Group and the Company have been prepared in accordance with Malaysian Financial Reporting Standards (“MFRSs”), IFRS Accounting Standards as issued by the International Accounting Standards Board (“IFRS Accounting Standards”) and the requirements of the Companies Act 2016 in Malaysia.

The following are amendments of the MFRSs that have been issued by the Malaysian Accounting Standards Board (“MASB”) but have not been adopted by the Group and the Company:

MFRSs, interpretations and amendments effective for annual periods beginning on or after 1 January 2024

- Amendments to MFRS 16, *Leases - Lease Liability in a Sale and Leaseback*
- Amendments to MFRS 101, *Presentation of Financial Statements - Non-current Liabilities with Covenants and Classification of Liabilities as Current or Non-current*
- Amendments to MFRS 107, *Statement of Cash Flows and MFRS 7, Financial Instruments: Disclosures - Supplier Finance Arrangements*

MFRSs, interpretations and amendments effective for annual periods beginning on or after 1 January 2025

- Amendments to MFRS 121, *The Effects of Changes in Foreign Exchange Rates - Lack of Exchangeability*

MFRSs, interpretations and amendments effective for annual periods beginning on or after a date yet to be confirmed

- Amendments to MFRS 10, *Consolidated Financial Statements and MFRS 128, Investments in Associates and Joint Ventures - Sale or Contribution of Assets between an Investor and its Associate or Joint Venture*

The Group and the Company plan to apply the abovementioned amendments:

- from the annual period beginning on 1 January 2024 for the amendments that are effective for annual periods beginning on or after 1 January 2024.
- from the annual period beginning on 1 January 2025 for the amendments that are effective for annual periods beginning on or after 1 January 2025.

The initial application of the amendments are not expected to have any material financial impacts to the current period and prior period financial statements of the Group and the Company.

NOTES TO THE FINANCIAL STATEMENTS

(CONTINUED)

1. Basis of preparation (continued)

(b) Basis of measurement

The consolidated financial statements have been prepared on the historical cost basis and on the assumption that the Group and the Company will continue on a going concern basis.

As at 31 December 2023, the Group's and the Company's current liabilities exceeded their current assets by RM239,029,000 and RM255,263,000 respectively. On 4 January 2023, the Company obtained sanction from the High Court of Malaya for the Company's scheme of arrangement ("SOA") pursuant to Section 366 of the Companies Act 2016. Consequently, the Group and the Company are expected to make repayments of RM65,048,000 and RM71,065,000, respectively, to the scheme creditors after the finalisation of the Regularisation Plan. The Regularisation Plan is anticipated to be completed in June 2024 and repay RM40,923,000 of short-term borrowings to the lenders of the Group and the Company. However, repayments to the scheme creditors need to be completed no later than 18 months from 12 January 2023, i.e., by 11 July 2024, even in the event that the Regularisation Plan extends beyond this stipulated date.

These aforesaid events or conditions indicate the existence of material uncertainties which may cast significant doubt on the ability of the Group and the Company to continue as a going concern. Nevertheless, the Group and the Company have prepared the financial statements by applying the going concern assumption in consideration of the following plans and activities:

- (i) the ability of the Company to successfully obtain the approval of the Regularisation Plan from Bursa Malaysia Securities Berhad ("Bursa Securities") and successful and timely implementation of the Regularisation Plan which is inclusive of the fund-raising exercise arising from the proposed share issuance. The Company first submitted the Regularisation Plan to Bursa Securities on 26 April 2023, and on 1 December 2023, resubmitted the Regularisation Plan for approval; and
- (ii) the ability of the Group and the Company to attain profitable operations, generate sufficient cash inflows from their operations and to successfully obtain extension of the expiring contracts.

At the approval date of these financial statements, the Directors believe that the aforesaid, timely and successful approval and implementation of the regularisation plan will be achieved, accordingly, the financial statements are prepared on a going concern basis. In the event the aforesaid, timely implementation and approval of the regularisation plan are not successful, the Group and the Company may be unable to realise its assets and discharge their liabilities in the normal course of business. Consequently, the financial statements of the Group and the Company may require adjustments relating to the recoverability and classification of recorded asset amounts and classification of and additional amount of liabilities that would otherwise be required.

(c) Functional and presentation currency

These financial statements are presented in Ringgit Malaysia ("RM"), which is the Company's functional currency. All financial information is presented in RM and has been rounded to the nearest thousand, unless otherwise stated.

(d) Use of estimates and judgements

The preparation of the financial statements in conformity with MFRSs requires management to make judgements, estimates and assumptions that affect the application of accounting policies and the reported amounts of assets, liabilities, income and expenses. Actual results may differ from these estimates.

Estimates and underlying assumptions are reviewed on an ongoing basis. Revisions to accounting estimates are recognised in the period in which the estimates are revised and in any future periods affected.

There are no significant areas of estimation uncertainty and critical judgements in applying accounting policies that have significant effect on the amounts recognised in the financial statements other than those disclosed in the following notes:

- (i) Note 3 - Impairment testing of property, vessels and equipment;
- (ii) Note 5 - Impairment testing of investments in subsidiaries; and
- (iii) Note 6 - Recognition of deferred tax assets.

NOTES TO THE FINANCIAL STATEMENTS

(CONTINUED)

2. Changes in material accounting policies

2.1 Global minimum top-up tax

The Group has adopted the amendments to MFRS 112, *Income Taxes -International Tax Reform -Pillar Two Model Rules* upon their release on 2 June 2023. The amendments provide a temporary mandatory relief from deferred tax accounting for the top-up tax, which is effective immediately, and require new disclosures about the Pillar Two exposure (see Note 6). The temporary mandatory relief applies retrospectively.

2.2 Material accounting policy information

The Group also adopted amendments to MFRS 101, *Presentation of Financial Statements* and MFRS Practice Statement 2 - *Disclosures of Accounting Policies* from 1 January 2023. The amendments require the disclosure of 'material', rather than 'significant', accounting policies. The amendments also provide guidance on the application of materiality to disclosure of accounting policies, assisting entities to provide useful, entity-specific accounting policy information that users need to understand other information in the financial statements.

Although the amendments did not result in any changes to the Group's accounting policies, it impacted the accounting policy information disclosed in the financial statements. The material accounting policy information is disclosed in the respective notes to the financial statements where relevant.

NOTES TO THE FINANCIAL STATEMENTS

(CONTINUED)

3. Property, vessels and equipment

Group	Note	Vessels (subject to operating lease)		Vessels under construction		Buildings		Shipyard construction		Shipyard under construction		Motor vehicle		Forklifts		Renovation equipment		Furniture, fittings and office equipment		Total	
		RM'000	RM'000	RM'000	RM'000	RM'000	RM'000	RM'000	RM'000	RM'000	RM'000	RM'000	RM'000	RM'000	RM'000	RM'000	RM'000	RM'000	RM'000		RM'000
Cost																					
At 1 January 2022		516,064	132,318	1,697	5,517	2,110	802	718	1,369	19,090	680,049										
Reclassification	3.4	157,818	(122,683)	-	-	-	-	-	-	-	-	-	-	-	-	-	-	-	-	35,135	
Additions		10,254	-	-	-	-	-	-	139	-	10,393										
Transfer from assets held for sale	11	13,341	-	-	-	-	-	-	-	-	13,341										
Written off		-	(9,635)	-	-	-	-	-	(16)	-	(9,651)										
At 31 December 2022/																					
1 January 2023		697,477	-	1,697	5,517	2,110	802	718	1,492	19,090	729,267										
Additions		26,352	-	-	-	-	-	27	189	-	26,568										
Transfer to assets held for sale	11	(142,229)	-	-	-	-	-	-	-	-	(142,229)										
At 31 December 2023																					
		581,600	-	1,697	5,517	2,110	802	745	1,681	19,090	613,606										
Accumulated depreciation and impairment																					
At 1 January 2022		217,661	10,170	685	3,077	2,110	801	714	1,284	19,090	255,956										
Accumulated depreciation		204,434	-	496	369	-	801	714	1,284	19,090	227,552										
Accumulated impairment loss		13,227	10,170	189	2,708	2,110	-	-	-	-	28,404										
Reclassification	3.4	35,670	(535)	-	-	-	-	-	-	-	35,135										
Depreciation for the year		38,947	-	29	510	-	1	2	41	-	39,530										
Reversal of impairment loss		(12,370)	-	-	(593)	-	-	-	-	-	(12,963)										
Transfer from assets held for sale	11	9,251	-	-	-	-	-	-	-	-	9,251										
Written off		-	(9,635)	-	-	-	-	-	(1)	-	(9,636)										
At 31 December 2022																					
		289,159	-	714	2,994	2,110	802	716	1,324	19,090	317,273										

NOTES TO THE FINANCIAL STATEMENTS

(CONTINUED)

3. Property, vessels and equipment (continued)

Company	Note	Vessels (subject to operating lease) construction		Buildings		Motor vehicle		Renovation equipment		Furniture, fittings and office equipment		Total
		RM'000	RM'000	RM'000	RM'000	RM'000	RM'000	RM'000	RM'000	RM'000	RM'000	
Cost												
At 1 January 2022		546,918	133,988	1,697	718	849	19,090	703,792				
Reclassification	3.4	124,318	(124,353)	-	-	-	-	(35)				
Additions		9,507	-	-	-	139	-	9,646				
Transfer from assets held for sale	11	13,341	-	-	-	-	-	13,341				
Disposals		-	(9,635)	-	-	(16)	-	(9,651)				
At 31 December 2022/1 January 2023		694,084	-	1,697	718	972	19,090	717,093				
Additions		26,972	-	-	27	189	-	27,188				
Transfer to asset held for sale	11	(143,900)	-	-	-	-	-	(143,900)				
At 31 December 2023		577,156	-	1,697	745	1,161	19,090	600,381				
Accumulated depreciation and impairment												
At 1 January 2022		239,018	9,898	685	714	776	19,090	270,711				
Accumulated depreciation		225,791	-	496	714	776	19,090	247,397				
Accumulated impairment loss		13,227	9,898	189	-	-	-	23,314				
Reclassification	3.4	228	(263)	-	-	-	-	(35)				
Depreciation for the year		41,596	-	29	2	32	-	41,660				
Net reversal of impairment loss		(12,370)	-	-	-	-	-	(12,370)				
Transfer from assets held for sale	11	9,251	-	-	-	-	-	9,251				
Written off		-	(9,635)	-	-	(1)	-	(9,636)				
At 31 December 2022		277,723	-	714	716	807	19,090	299,581				

NOTES TO THE FINANCIAL STATEMENTS

(CONTINUED)

3. Property, vessels and equipment (continued)

Company	Note	Vessels (subject to operating lease)		Vessels under construction		Buildings		Motor vehicle		Renovation equipment		Furniture, fittings and office equipment		Total
		RM'000	RM'000	RM'000	RM'000	RM'000	RM'000	RM'000	RM'000	RM'000	RM'000	RM'000	RM'000	
Accumulated depreciation and impairment (continued)														
At 1 January 2023		277,723	-	-	714	531	716	807	19,090	299,581				
Accumulated depreciation		267,281	-	-	525	531	716	807	19,090	288,950				
Accumulated impairment loss		10,442	-	-	189	-	-	-	-	10,631				
Depreciation for the year		32,304	-	-	29	1	7	89	-	32,430				
Net reversal of impairment loss		227	-	-	-	-	-	-	-	227				
Transfer to asset held for sale	11	(129,058)	-	-	-	-	-	-	-	(129,058)				
At 31 December 2023		181,196	-	-	743	532	723	896	19,090	203,180				
Accumulated depreciation		170,527	-	-	554	532	723	896	19,090	192,322				
Accumulated impairment loss		10,669	-	-	189	-	-	-	-	10,858				
Net carrying amount														
At 1 January 2022		307,900	124,090	-	1,012	2	4	73	-	433,081				
At 31 December 2022/1 January 2023		416,361	-	-	983	1	2	165	-	417,512				
At 31 December 2023		395,960	-	-	954	-	22	265	-	397,201				

NOTES TO THE FINANCIAL STATEMENTS

(CONTINUED)

3. Property, vessels and equipment (continued)

3.1 Impairment loss and subsequent reversal on vessels

The Group's main customers are from oil and gas companies involved in upstream exploration activities. There is a fluctuation in the outlook for the oil price and the demand for the marine logistics. Accordingly, management identified the above indicators that the carrying amounts of some of their vessels and assets held for sale may be impaired.

In the current financial year, the Group has evaluated whether the property, vessels and equipment used in the operations are stated in excess of their recoverable amounts. The Group has applied a combination of the value-in-use ("VIU") approach and the fair value less cost of disposal ("FVLCO") approach, whichever is higher, in determining the recoverable amounts of the property, vessels and equipment.

The Group and the Company's recoverable amount for the relevant impairment reversals or losses during the year of RM212,792,000 and RM208,622,000 (2022: RM190,504,000 and RM186,339,000) respectively were determined from the VIU calculations using cash flow projections and FVLCO.

Following the assessment, the Group and the Company has recognised a net impairment loss of RM227,000 respectively (2022: reversal of impairment loss of RM12,370,000) on vessels in the profit or loss, as the estimated recoverable amounts of these vessels are lower (2022: higher) than their carrying amounts respectively.

VIU approach

The Group has applied the value-in-use approach on the basis that the vessels will continue to be in use up to the expected useful lives of the respective vessels. The value-in-use has been calculated by forecasting and discounting future cash flows to be generated by the respective vessels based on the following key assumptions:

- (i) Average daily charter rate ("DCR") ranging from RM2,000 to RM18,750;
- (ii) Offhire rate of 3% - 10% depending on the age of vessels;
- (iii) Inflationary adjustment ranging from 3% - 5%;
- (iv) Salvage value based on market value of scrap steel plates at USD535 per tonne multiplied by the lightweight of the tankers;
- (v) Residual value based on market sales transactions data provided by consultant at RM4 million for tugboats and RM1 million for fast crew boats;
- (vi) Remaining useful life of 3 years to 25 years; and
- (vii) Pre tax discount rate ranging from 14% to 24%.

The values assigned to the key assumptions are based on historical data from both external sources and internal sources as well as management's assessment of future trends in the industry. Changes in judgements and the related estimates throughout the useful lives of the vessels could result in material adjustments to the carrying amounts of vessels, which can either be positive or negative.

NOTES TO THE FINANCIAL STATEMENTS

(CONTINUED)

3. Property, vessels and equipment (continued)

3.1 Impairment loss and subsequent reversal (continued)

FVLCOD approach

FVLCOD was used to determine the recoverable amounts of certain vessels based on the market comparable approach. The fair value measurement of the vessels was performed by an independent valuer with appropriate qualification and recent experience in valuation of vessels in the relevant industry.

The following table describes the valuation technique used in the determination of fair values classified under Level 3, the significant unobservable inputs used in the valuation, and the inter-relationship between the significant unobservable inputs and the fair value measurement.

Description of valuation technique	Significant unobservable inputs	Inter-relationship between significant unobservable inputs and fair value measurement
The method involved determining the market value that reflects recent market transactions of similar vessels of similar age and specifications. In valuing the vessels, the independent valuer had taken into consideration the prevailing market conditions and made adjustments for differences such as age, size and specifications where necessary before arriving at the most appropriate fair value for the vessels.	(i) Valuation based on comparison to market value of the type of vessel fitted with the same specifications of similar nature or as closed in similarity of which recently transacted around the region.	(i) The estimated fair value would increase/(decrease) if the valuation of recent transactions based on similar age and specifications of which recently transacted around the region were higher/(lower).
	(ii) Useful lives and residual values.	(ii) The estimated fair value would increase/(decrease) if the useful lives and the residual values of the vessels are higher/(lower).

3.2 Security

Net carrying amount of assets pledged as security for islamic term financing, overdraft and term loan facilities are as follows:

	Group		Company	
	2023 RM'000	2022 RM'000	2023 RM'000	2022 RM'000
Vessels	289,941	306,328	289,941	304,809

NOTES TO THE FINANCIAL STATEMENTS

(CONTINUED)

3. Property, vessels and equipment (continued)

3.3 Vessels subject to operating lease

The Group and the Company lease its vessels (including capitalised drydocking expenditure) to third parties. The leases contain short and long-term contracts where the period ranges from 1 month to 3 years. Subsequent renewals are negotiated with the lessee.

The Group and the Company have classified these leases as operating leases because they do not transfer substantially all of the risks and rewards incidental to the ownership of the vessels.

The following are recognised in profit or loss:

	Note	Group		Company	
		2023 RM'000	2022 RM'000	2023 RM'000	2022 RM'000
Leasing Income	15	102,170	124,637	100,884	122,822

The operating lease payments to be received are as follows:

	Group		Company	
	2023 RM'000	2022 RM'000	2023 RM'000	2022 RM'000
Less than one year	25,682	75,856	20,259	93,991
One to two years	25,060	74,709	21,571	89,605
Total undiscounted lease payments	22,748	32,820	20,348	32,228
	73,490	183,385	62,178	215,824

3.4 Reclassification

Reclassification due to error in the presentation and subsequently reconciled in prior years.

3.5 Change in estimates

During the financial year ended 31 December 2023, the Group and the Company revised the residual value of the tugboats and fast crew boats from using scrap value to sales transaction data provided by external consultants. The effect of this change on depreciation expense, recognised in cost of sales, in current and future periods is as follows:

	2023 RM'000	2024 RM'000	2025 RM'000	2026 RM'000	2027 RM'000	Later RM'000
Decrease in depreciation expense	4,219	4,199	4,199	4,186	4,186	38,556

NOTES TO THE FINANCIAL STATEMENTS

(CONTINUED)

3. Property, vessels and equipment (continued)

3.6 Material accounting policy information

(a) Recognition and measurement

Items of property, vessels and equipment are measured at cost less any accumulated depreciation and any accumulated impairment losses.

(b) Depreciation

Depreciation is based on the cost of an asset less its residual value. Significant components of individual assets are assessed, and if a component has a useful life that is different from the remainder of that asset, then that component is depreciated separately.

Depreciation is recognised in profit or loss on a straight-line basis over the estimated useful lives of each component of an item of property, vessels and equipment from the date that they are available for use. Property, vessels and equipment under construction are not depreciated until the assets are ready for their intended use.

The estimated useful lives for the current and comparative years are as follows:

Vessels with dry docking expenditure	2.5 - 25 years
Buildings	50 years
Shipyards	15 years
Motor vehicles	5 years
Forklifts	5 years
Renovations	5 years
Furniture, fittings and office equipment	3 - 10 years
Equipment	3 - 10 years

Depreciation methods, useful lives and residual values are reviewed at the end of the reporting year and adjusted as appropriate.

4. Right-of-use assets

The Group has lease contracts for the lease of its shipyard, vessels and equipment used in its operations. Lease of leasehold land has lease terms of 30 years while vessels and equipment have lease terms of 2 years.

	Leasehold land RM'000	Buildings RM'000	Total RM'000
Group			
As at 1 January 2022	1,725	64	1,789
Depreciation for the year	(82)	(78)	(160)
Addition	-	348	348
As at 31 December 2022/1 January 2023	1,643	334	1,977
Depreciation for the year	(82)	(139)	(221)
Addition	-	190	190
As at 31 December 2023	1,561	385	1,946

NOTES TO THE FINANCIAL STATEMENTS

(CONTINUED)

4. Right-of-use assets (continued)

	Buildings RM'000	Total RM'000
Company		
As at 1 January 2022	64	64
Addition	348	348
Depreciation for the year	(78)	(78)
As at 31 December 2022/1 January 2023	334	334
Addition	190	190
Depreciation for the year	(139)	(139)
As at 31 December 2023	385	385

4.1 Material accounting policy information

All right-of-use assets are measured at cost less any accumulated depreciation and any accumulated impairment losses.

5. Investments in subsidiaries

	Company	
	2023 RM'000	2022 RM'000
Cost of investments	7,500	7,500
Less: Accumulated impairment	(2,500)	(2,500)
	5,000	5,000

Details of the subsidiaries are as follows:

Name of subsidiaries	Principal place of business/ Country of incorporation	Principal activities	Effective ownership interest and voting interest	
			2023 %	2022 %
Johor Shipyard and Engineering Sdn. Bhd.	Malaysia	Shipbuilding, ship repair, minor fabrication of steel structures, engineering services and consultancy	100	100
Libra Perfex Precision Sdn. Bhd.	Malaysia	Hiring and chartering of marine vessels	100	100

5.1 Impairment review of investment in subsidiaries

The recoverable amounts of the subsidiaries were estimated by reference to the underlying assets and liabilities of the subsidiaries.

Following the assessment, the Group recognised impairment loss of RM2,500,000 in prior year as the estimated recoverable amounts of the subsidiary is lower than its carrying amounts.

NOTES TO THE FINANCIAL STATEMENTS

(CONTINUED)

5. Investments in subsidiaries (continued)

5.2 Material accounting policy information

Investments in subsidiaries are measured in the Company's statement of financial position at cost less any impairment losses.

6. Deferred tax assets/(liabilities)

Recognised deferred tax assets/(liabilities)

Deferred tax assets and liabilities are attributable to the following:

Group	Assets		Liabilities		Net	
	2023 RM'000	2022 RM'000 Restated	2023 RM'000	2022 RM'000 Restated	2023 RM'000	2022 RM'000 Restated
Property, vessels and equipment	-	-	(61,049)	(58,223)	(61,049)	(58,223)
Right-of-use assets	-	-	(467)	(122)	(467)	(122)
Trade receivables	473	452	-	-	473	452
Lease liabilities	617	318	-	-	617	318
Unrealised foreign exchange	162	810	-	-	162	810
Accruals	1,004	478	-	-	1,004	478
Unabsorbed capital allowances	11,935	14,883	-	-	11,935	14,883
Unutilised tax losses	48,033	48,008	-	-	48,033	48,008
Tax assets/ (liabilities)	62,224	64,949	(61,516)	(58,345)	708	6,604
Set off of tax	(61,516)	(58,345)	61,516	58,345	-	-
Net tax assets/ (liabilities)	708	6,604	-	-	708	6,604
Company						
Property, vessels and equipment	-	-	(60,982)	(58,098)	(60,982)	(58,098)
Right-of-use assets	-	-	(92)	(80)	(92)	(80)
Trade receivables	473	452	-	-	473	452
Lease liabilities	96	81	-	-	96	81
Unrealised foreign exchange	162	1,107	-	-	162	1,107
Accruals	957	447	-	-	957	447
Unabsorbed capital allowances	11,908	14,883	-	-	11,908	14,883
Unutilised tax losses	48,008	48,008	-	-	48,008	48,008
Tax assets/ (liabilities)	61,604	64,978	(61,074)	(58,178)	530	6,800
Set off of tax	(61,074)	(58,178)	61,074	58,178	-	-
Net tax assets/ (liabilities)	530	6,800	-	-	530	6,800

NOTES TO THE FINANCIAL STATEMENTS

(CONTINUED)

6. Deferred tax assets/(liabilities) (continued)

Movement in temporary differences during the financial year

Group	At	Recognised	At	Recognised	At
	1.1.2022	in profit or loss (Note 19)	31.12.2022/ 1.1.2023	in profit or loss (Note 19)	31.12.2023
	RM'000	RM'000	RM'000	RM'000	RM'000
		Restated	Restated		
Property, vessels and equipment	(67,817)	9,594	(58,223)	(2,826)	(61,049)
Right-of-use assets	-	(122)	(122)	(345)	(467)
Trade receivables	-	452	452	21	473
Lease liabilities	(314)	632	318	299	617
Unrealised foreign exchange	-	810	810	(648)	162
Accruals	31,275	(30,797)	478	526	1,004
Unabsorbed capital allowances (Note 6.3)	18,217	(3,334)	14,883	(2,948)	11,935
Unutilised tax losses	17,759	30,249	48,008	25	48,033
Net tax (liabilities)/ assets	(880)	7,484	6,604	(5,896)	708

Company	At	Recognised	At	Recognised	At
	1.1.2022	in profit or loss (Note 19)	31.12.2022/ 1.1.2023	in profit or loss (Note 19)	31.12.2023
	RM'000	RM'000	RM'000	RM'000	RM'000
		Restated	Restated		
Property, vessels and equipment	(67,368)	9,270	(58,098)	(2,884)	(60,982)
Right-of-use assets	-	(80)	(80)	(12)	(92)
Trade receivables	-	452	452	21	473
Lease liabilities	43	38	81	15	96
Unrealised foreign exchange	-	1,107	1,107	(945)	162
Accruals	31,356	(30,909)	447	510	957
Unabsorbed capital allowances (Note 6.3)	18,080	(3,197)	14,883	(2,975)	11,908
Unutilised tax losses	17,759	30,249	48,008	-	48,008
Net tax (liabilities)/ assets	(130)	6,930	6,800	(6,270)	530

6.1 Recognised deferred tax assets

The management considered it probable that future taxable profits will be available against which the deferred tax assets can be utilised. The management has applied the key assumptions as stated in Note 3.1 in arriving at the projected future taxable profits.

The estimation of future taxable profits requires management to make judgements, estimates and assumptions about future events that are inherently uncertain. Accordingly, the deferred tax assets recognised are subject to estimation uncertainty and may be adjusted in subsequent periods as a result of changes in the accounting estimates.

NOTES TO THE FINANCIAL STATEMENTS

(CONTINUED)

6. Deferred tax assets/(liabilities) (continued)

6.2 Global minimum top-up tax

As at 31 December 2023, the government of Malaysia have enacted new legislation to implement the global minimum top-up tax. However, this legislation is not applicable to the Group because it does not meet the requirement. In addition, the newly enacted tax legislation will only come into effect in year 2025, there is no current tax impact for the year ended 31 December 2023.

6.3 Prior year adjustments

	At 11.2022 RM'000	Recognised in profit or loss (Note 19) RM'000	At 31.12.2022/ 11.2023 RM'000
Group			
Unabsorbed capital allowances			
- Previously reported	18,217	412	18,629
- Prior year adjustments (Note 26)	-	(3,746)	(3,746)
Unabsorbed capital allowances, restated	18,217	(3,334)	14,883
Company			
Unabsorbed capital allowances			
- Previously reported	18,080	549	18,629
- Prior year adjustments (Note 26)	-	(3,746)	(3,746)
Unabsorbed capital allowances, restated	18,080	(3,197)	14,883

7. Inventories

	Group		Company	
	2023 RM'000	2022 RM'000	2023 RM'000	2022 RM'000
Materials and consumables	99	1,042	99	1,042
Recognised in profit or loss:				
Inventories recognised as part of cost of services	943	936	943	936

7.1 Material accounting policy information

Inventories are measured at the lower of cost and net realisable value. The cost of inventories is measured based on first-in, first-out basis.

NOTES TO THE FINANCIAL STATEMENTS

(CONTINUED)

8. Trade and other receivables

	Note	2023 RM'000	2022 RM'000
Group			
Trade			
Trade receivables		8,464	14,776
Accrued revenue from charter hire		10,339	8,125
Less: Allowance for impairment		(732)	(1,906)
		18,071	20,995
Non-Trade			
Other receivables		1,420	206
Deposits		10,841	1,958
Prepayments		1,467	1,428
		13,728	3,592
		31,799	24,587
Company			
Trade			
Trade receivables		5,796	11,644
Accrued revenue from charter hire		7,848	6,284
Amount due from a subsidiary	8.1	4,765	4,796
Less: Allowance for impairment		(711)	(1,885)
		17,698	20,839
Non-trade			
Other receivables		1,386	-
Deposits		10,790	1,906
Prepayments		1,467	1,427
Amount due from a subsidiary	8.1	7,361	2,821
Less: Allowance for impairment		(1,723)	-
		19,281	6,154
		36,979	26,993

8.1 Amount due from a subsidiary

Amounts due from a subsidiary is unsecured and is repayable on demand.

9. Deposits

Included in the deposits of the Group and the Company are restricted amounts of RM10.45 million (2022: RM16.33 million) in relation to the assets disposal program under the scheme of arrangement, placed in an escrow account with a licensed bank. The remaining amount consists of fixed security deposit held by the Group and the Company in licensed banks and pledged as part of banking facilities.

NOTES TO THE FINANCIAL STATEMENTS

(CONTINUED)

10. Cash and cash equivalents

	Group		Company	
	2023 RM'000	2022 RM'000	2023 RM'000	2022 RM'000
Deposits placed with licensed banks	-	29,026	-	29,026
Cash and bank balances	31,028	13,605	28,240	11,587
	31,028	42,631	28,240	40,613

In prior year, fixed and security deposits with licensed banks of the Group earn interest ranging from 1.79% to 2.55% per annum and have maturity periods ranging from 30 days to 365 days.

In prior year, fixed and security deposits with licensed banks of the Company earn interest ranging from 1.79% to 2.55% per annum and have maturity periods of 30 days.

11. Non-current assets held for sale

	Note	Group		Company	
		2023 RM'000	2022 RM'000	2023 RM'000	2022 RM'000
At 1 January		19,892	104,334	19,892	104,347
Transfer from property, vessels and equipment	3	14,290	-	14,842	-
Transfer to property, vessels and equipment	3	-	(4,090)	-	(4,090)
Disposal during the year		(19,892)	(80,352)	(19,892)	(80,365)
At 31 December		14,290	19,892	14,842	19,892

During the financial year, the Group and the Company successfully disposed the vessel of RM19,892,000 as part of their asset disposal program under the scheme arrangement. The Group and the Company had 1 vessel amounting to RM14,290,000 and RM14,842,000 respectively being held for sale. This vessel was available for immediate sale in their present conditions and active programme to sell the asset has been initiated by the Group and the Company.

12. Share capital

	2023		2022	
	Number of shares '000	Amount RM'000	Number of shares '000	Amount RM'000
Group and Company				
Issued and fully paid shares with no par value classified as equity instruments:				
At 1 January/31 December	530,500	179,755	530,500	179,755

12.1 Ordinary shares

The holders of ordinary shares are entitled to receive dividends as declared from time to time, and are entitled to one vote per share at meetings of the Company. In respect of the Company's treasury shares that are held by the Group, all rights are suspended until those shares are reissued.

NOTES TO THE FINANCIAL STATEMENTS

(CONTINUED)

13. Loans and borrowings

	Note	Group		Company	
		2023 RM'000	2022 RM'000	2023 RM'000	2022 RM'000
Non-current - Secured					
Islamic financing facilities	13.1	84,266	110,532	84,266	110,532
Conventional financing facilities	13.2	-	11,205	-	11,205
		84,266	121,737	84,266	121,737
Current - Secured					
Islamic financing facilities	13.1	27,650	24,343	27,650	24,343
Conventional financing facilities	13.2	11,130	20,413	11,130	20,413
Revolving credit	13.3	2,143	4,284	2,143	4,284
Bank overdraft	13.4	-	2,451	-	2,451
		40,923	51,491	40,923	51,491
Total loans and borrowings		125,189	173,228	125,189	173,228

13.1 Islamic financing facilities

The Islamic financing facilities have tenures of 2 to 9 years (2022: 3 to 10 years) which bear profit as at the reporting date at rates ranging from 5.00% to 8.27% (2022: 3.98% to 7.38%) per annum. Included in the Islamic financing facilities is two (2022: two) loans denominated in United State Dollar ("USD") amounting to USD2,026,649 (2022: USD5,324,000) which approximates to RM9,307,000 (2022: RM23,454,000).

13.2 Conventional financing facilities

The conventional financing facilities have tenures of 5 to 9 years (2022: 5 to 9 years) which bear interest as at the reporting date at rates ranging from 5.16% to 5.41% (2022: 3.72% to 4.23%) per annum.

13.3 Revolving credit

Revolving credits are repayable on demand which bear interest rate as at the reporting date at rates ranging from 3.98% to 5.03% (2022: 3.69% to 3.98%) per annum.

13.4 Bank overdraft

In prior year, bank overdraft is denominated in RM, bears interest at base lending rate ("BLR") + 0.75% per annum and is secured over vessels and vessels under construction as disclosed Note 3.2.

13.5 Security

The Islamic financing facilities, conventional financing facilities and revolving credits are secured by way of the following:

- (i) Duly executed and enforceable Memorandum of Deposit in the form of Al Mudharabah General Investment Account ("GIA") throughout the financing period respectively;
- (ii) Assignment of the relevant insurance coverage over the vessels indicating the bank as loss payee ("beneficiary"), namely:
 - (a) Hull and machinery;
 - (b) Mortgage interest; and
 - (c) Protection and Indemnity Club ("P&I") acceptable to the Bank.

NOTES TO THE FINANCIAL STATEMENTS

(CONTINUED)

13. Loans and borrowings (continued)

13.5 Security (continued)

The amount to be covered by insurance shall not be less than the outstanding amount of the facilities;

- (iii) Duly executed and enforceable Deed of Mortgage and Covenant over the vessels and vessels under construction;
- (iv) Legal Assignment of the contract proceeds throughout the financing period to be duly acknowledged by charterer;
- (v) Guarantee given by a certain shareholder of the Company for the certain loans; and
- (vi) The securities in relation to the loan for Pontian 2 and Kluang 2:
 - (a) Deed of Covenant accompanying First statutory legal mortgage over the vessels;
 - (b) Specific Debenture over the vessels;
 - (c) Legal assignment of contract proceeds related to the vessels to be channelled into Designated Collection Account ("DCA") with the bank;
 - (d) Legal Assignment over DCA related to the vessels;
 - (e) Legal Assignment of insurances for the vessels;
 - (f) Legal Assignment of Shipbuilding Agreement;
 - (g) Security Sharing Agreement and Coordinating Agent Agreement between RHBi, third party financial institution(s) and the Company; and
 - (h) Supplemental Assignments of Contract Proceeds from all vessels charged to RHB Banking Group to cover RHBi and third party financial institution(s)'s new facilities during construction of the vessels.

13.6 Significant covenants

In connection with financing facilities, the Company have agreed on the following significant financial covenants with certain lenders:

- (i) The Company's total financing to tangible net worth ("Gearing ratio") will not exceed 2.5 times at all time as per the following formula:-

Total Financing

Tangible Network + Subordination of Shareholders and Directors Advances

- (ii) The Company's debt to equity ratio will not exceed 3.0 times at all times.
- (iii) The Customer and/or any of its Subsidiaries is dissolved or enters into any scheme of arrangement (including but not limited to a scheme under Section 366 of the Companies Act 2016, either by court order or otherwise), or a winding up order has been made against the Customer or a resolution to wind up the Customer and/or any of its Subsidiaries has been passed.

The Company breached certain financial and non-financial covenants in the financial year ended 2023 and 2022. However, the Company successfully obtained the indulgence letters from the respective lenders prior to the financial year ends.

NOTES TO THE FINANCIAL STATEMENTS

(CONTINUED)

14. Trade and other payables

	Note	Group		Company	
		2023 RM'000	2022 RM'000	2023 RM'000	2022 RM'000
Non-current					
Trade					
Amount due to immediate holding company	14.3	12,849	-	12,849	-
Current					
Trade					
Trade payables	14.1	58,666	74,568	56,524	68,716
Trade accruals		1,865	3,994	1,865	3,610
Amount due to a subsidiary		-	-	19,629	19,629
		60,531	78,562	78,018	91,955
Non-trade					
Amounts due to					
- ultimate holding company	14.2	1,308	1,333	1,241	1,267
- intermediate holding company	14.2	1,067	967	1,059	967
- immediate holding company	14.2	193,631	207,395	193,631	207,395
- related companies	14.2	270	12	2	12
- subsidiaries	14.2	-	-	2,330	2,083
Amounts due to other shareholders	14.2	15,119	15,119	15,119	15,119
Advances for charter hire income		2,713	-	2,713	-
Other payables		4,766	3,596	3,959	3,596
Accruals		7,030	10,063	6,945	8,929
		225,904	238,485	226,999	239,368
		286,435	317,047	305,017	331,323
		299,284	317,047	317,866	331,323

14.1 Trade payables

Credit terms granted to the Group and the Company vary from 30 to 90 days (2022: 30 to 90 days).

14.2 Amounts due to ultimate holding company, intermediate holding company, immediate holding company, related companies, subsidiaries and other shareholders

The amounts due to ultimate holding company, intermediate holding company, immediate holding company, related companies, subsidiaries and other shareholders are unsecured, interest free and repayable on demand.

14.3 Amounts due to immediate holding company

The amount due to immediate holding company is unsecured, interest free and repayable with 3-year installment after the finalisation of the Regularisation Plan, expected to be completed by 11 July 2024.

NOTES TO THE FINANCIAL STATEMENTS

(CONTINUED)

14. Trade and other payables (continued)

14.4 Scheme of arrangement

On 4 January 2023, the Company obtained an order from the High Court of Malaya pursuant to Section 366 of the Act to sanction the Scheme of Arrangement ("SOA"). On 12 January 2023, the SOA became effective following the lodgement of the office copy of the order with the Companies Commission of Malaysia. The proposed estimated return to the scheme creditors represents approximately 27.4% of the Adjudicated Debt of RM259,395,000 and 0% for those creditors who did not reply to the Proof of Debt ("POD") exercise before court sanction on the SOA. On 14 November 2023, the Company filed an application for a 30-day extension for those scheme creditors who had yet to submit their POD to do so by 13 December 2023. As of 13 December 2023, the scheme creditors who had yet to submit their POD amounted to RM3.56 million. According to the SOA, failure to submit the claims during the POD verification exercise will result in their claims being extinguished. Accordingly, management has deemed the amount of RM3,558,000 as a waiver and has recorded it as a credit to the profit or loss in the current year, pursuant to Section 366 of the Companies Act 2016. Consequently, the Group and the Company are expected to make repayments of RM65,048,000 and RM71,065,000, respectively, to the scheme creditors after the finalisation of the Regularisation Plan. The Regularisation Plan is anticipated to be completed in June 2024. However, repayments to the scheme creditors need to be completed no later than 18 months from 12 January 2023, i.e., by 11 July 2024, even if the Regularisation Plan extends beyond this stipulated date.

15. Revenue

	Group		Company	
	2023 RM'000	2022 RM'000	2023 RM'000	2022 RM'000
Leasing income	102,170	124,637	100,884	122,822
Revenue from contract with customers	30,909	29,003	30,550	28,206
	133,079	153,640	131,434	151,028

15.1 Disaggregation of the Group's and of the Company's revenue from contracts with customers:

	Group		Company	
	2023 RM'000	2022 RM'000	2023 RM'000	2022 RM'000
Revenue from contracts with customers				
Crew and other services	30,909	29,003	30,550	28,206
Timing of revenue recognition:				
Over time	30,909	29,003	30,550	28,206

15.2 Nature of services

The following information reflects the typical transactions of the Group

Nature of goods or services	Timing of recognition or method used to recognised revenue	Significant payment terms
Crew and other services	Revenue is recognised over time as and when the customer simultaneously receives and consumes the benefits provided by the Group using the time lapsed method.	Credit period 30 days from invoice date.

NOTES TO THE FINANCIAL STATEMENTS

(CONTINUED)

15. Revenue (continued)

15.3 Transaction price allocated to the remaining performance obligations

The following table shows revenue from performance obligations that are unsatisfied (or partially unsatisfied) at the reporting date. The disclosure is only providing information for contracts that have a duration of more than one year.

Group 2023	2023 RM'000	2024 RM'000	2025 RM'000	2026 RM'000	2027 RM'000	Total RM'000
Crew services	30,909	5,947	4,643	4,376	276	46,151

2022	2022 RM'000	2023 RM'000	2024 RM'000	2025 RM'000	2026 RM'000	2027 RM'000	Total RM'000
Crew services	16,968	10,753	5,947	4,643	4,376	276	42,963

Company 2023	2023 RM'000	2024 RM'000	2025 RM'000	2026 RM'000	2027 RM'000	Total RM'000
Crew services	30,550	8,683	4,862	4,582	289	48,966

2022	2022 RM'000	2023 RM'000	2024 RM'000	2025 RM'000	2026 RM'000	2027 RM'000	Total RM'000
Crew services	21,138	14,207	8,683	4,862	4,582	289	53,761

16. Finance income

	Group		Company	
	2023 RM'000	2022 RM'000	2023 RM'000	2022 RM'000
Interest income of financial assets calculated using the effective interest method that are:				
- at amortised cost	243	224	229	209

NOTES TO THE FINANCIAL STATEMENTS

(CONTINUED)

17. Finance costs

	Group		Company	
	2023 RM'000	2022 RM'000	2023 RM'000	2022 RM'000
Interest expense of financial liabilities				
- Bank overdraft	74	335	74	335
- Conventional financing	1,073	1,816	1,073	1,816
- Revolving credits	189	321	189	321
Profit payable on islamic financing	6,839	6,868	6,839	6,868
	8,175	9,340	8,175	9,340
Interest expense on lease liabilities	168	149	31	10
	8,343	9,489	8,206	9,350

18. Profit before tax

	Group		Company	
	2023 RM'000	2022 RM'000	2023 RM'000	2022 RM'000
Profit before tax is arrived at after charging/(crediting):				
Auditors' remuneration				
- Audit fees KPMG PLT	366	358	291	283
- Non-audit fees KPMG PLT	564	13	564	13
Depreciation on property, vessels and equipment	31,013	39,530	32,430	41,660
Depreciation on right-of-use assets	221	160	139	78
(Reversal of)/Impairment losses on property, vessels and equipment and assets held for sale	(70)	(12,963)	227	(12,370)
Gain on disposal of property, vessels and equipment and assets held for sale	(1,254)	(2,181)	(1,254)	(2,168)
Written off of property, vessels and equipment	-	15	-	15
Net (gain)/loss on impairment of financial instruments	(585)	1,298	1,138	1,298
Realised foreign exchange loss/(gain)	131	2,518	(13)	1,995
Unrealised foreign exchange loss	1,162	4,713	1,108	4,505
Low value leases:				
Rental of office equipment	30	47	22	39
Short term leases:				
Rental of office	323	85	323	85
Rental of shipyard	44	44	-	1
Rental of third party vessels	1,736	11,061	1,736	11,061
Personnel expenses (including key management personnel):				
- Wages, salaries and others	26,498	24,590	25,402	23,726
- Contributions to Employees Provident Fund ("EPF")	3,215	2,210	3,056	2,037
Insurance recoveries	(3,417)	(1,942)	(3,417)	(1,942)
Deemed waiver of scheme creditors	(3,558)	-	(3,558)	-

NOTES TO THE FINANCIAL STATEMENTS

(CONTINUED)

19. Tax expense

Recognised in profit or loss

	Group		Company	
	2023 RM'000	2022 RM'000 Restated	2023 RM'000	2022 RM'000 Restated
Current tax expense				
Current year	287	366	33	50
Prior year	4	(202)	(50)	-
	291	164	(17)	50
Deferred tax expense				
Current year	4,885	(6,573)	5,259	(6,930)
Prior year	1,011	(911)	1,011	-
	5,896	(7,484)	6,270	(6,930)
	6,187	(7,320)	6,253	(6,880)

Reconciliation of tax expense

	Group		Company	
	2023 RM'000	2022 RM'000 Restated	2023 RM'000	2022 RM'000 Restated
Profit before tax	29,879	8,977	26,288	2,432
Income tax calculated using Malaysian statutory tax rate of 24% (2022: 24%)	7,171	2,154	6,309	584
Non-deductible expenses	1,350	1,989	1,161	1,832
Non-taxable income	(1,476)	(470)	(305)	(327)
Tax exempted income	(1,873)	(394)	(1,873)	517
Recognition of previously unrecognised deferred tax assets	-	(9,486)	-	(9,486)
Under/(Over) provided in prior years	1,015	(1,113)	961	-
	6,187	(7,320)	6,253	(6,880)

NOTES TO THE FINANCIAL STATEMENTS

(CONTINUED)

20. Earnings per share

Basic earnings per ordinary share

The calculation of basic earnings per ordinary share at 31 December 2023 was based on the profit attributable to ordinary shareholders and a weighted average number of ordinary shares outstanding, calculated as follows:

	2023	2022 Restated
Profit for the financial year attributable to owners of the Company (RM'000)	23,692	16,297
Weighted average number of ordinary shares in issue ('000)	530,500	530,500
Basic earnings per ordinary share (sen)	4.47	3.07

The Group has no potential ordinary shares in issue as at financial year end and therefore, diluted earnings per share has not been presented.

There have been no other transactions involving ordinary shares or potential shares.

21. Segment information

For management purposes, the Group is organised into business units based on its products and services, and has only one reportable segments.

The Group's reportable segment consists solely of vessel charter hire segment, which is the operator of marine vessels for the transportation and offshore storage of oil and gas, provider of port marine services.

Other non-reportable segments comprise operations related to provision of engineering, procurement, construction, installation commissioning of floating storage and offloading vessels. This segment does not meet the quantitative thresholds for reporting segments in 2023 and 2022.

Due to the high integration within all these segments, performance of individual segment is measured based on revenue, as included in the internal management. Hence, no other disclosure for segment assets, segment liabilities and segment capital expenditures.

	Charter hire RM'000	Other services RM'000	Total RM'000
31 December 2023			
Revenue:			
External customers	131,936	1,143	133,079
31 December 2022			
Revenue:			
External customers	152,035	1,605	153,640

Geographical segments

The geographical location of customers predominantly operates within Malaysia.

Major customers

There are four external customers (2022: four) in charter hire segment, who contribute 75% (2022: 78%) on total revenues of the Group and the Company amounting to RM100,390,000 and RM98,570,000 (2022: RM119,760,000 and RM95,660,000) respectively.

NOTES TO THE FINANCIAL STATEMENTS

(CONTINUED)

22. Financial instruments

22.1 Categories of financial instruments

The table below provides an analysis of financial instruments categorised as amortised cost ("AC"):

	Carrying amount RM'000	AC RM'000
2023		
Financial assets		
Group		
Trade and other receivables	30,332	30,332
Deposits	11,416	11,416
Cash and cash equivalents	31,028	31,028
	72,776	72,776
Company		
Trade and other receivables	35,512	35,512
Deposits	10,616	10,616
Cash and cash equivalents	28,240	28,240
	74,368	74,368
Financial liabilities		
Group		
Trade and other payables	299,284	299,284
Loans and borrowings	125,189	125,189
	424,473	424,473
Company		
Trade and other payables	317,866	317,866
Loans and borrowings	125,189	125,189
	443,055	443,055

NOTES TO THE FINANCIAL STATEMENTS

(CONTINUED)

22. Financial instruments (continued)

22.1 Categories of financial instruments (continued)

	Carrying amount RM'000	AC RM'000
2022		
Financial assets		
Group		
Trade and other receivables	23,159	23,159
Deposits	17,971	17,971
Cash and cash equivalents	42,631	42,631
	83,761	83,761
Company		
Trade and other receivables	25,566	25,566
Deposits	17,186	17,186
Cash and cash equivalents	40,613	40,613
	83,365	83,365
Financial liabilities		
Group		
Trade and other payables	317,047	317,047
Loans and borrowings	173,228	173,228
	490,275	490,275
Company		
Trade and other payables	331,323	331,323
Loans and borrowings	173,228	173,228
	504,551	504,551

22.2 Net gains/(losses) arising from financial instruments

	Group		Company	
	2023 RM'000	2022 RM'000	2023 RM'000	2022 RM'000
Financial assets at amortised cost	828	(1,074)	(909)	(1,089)
Financial liabilities at amortised cost	(5,910)	(16,717)	(5,712)	(15,900)
Net losses	(5,082)	(17,791)	(6,621)	(16,989)

NOTES TO THE FINANCIAL STATEMENTS

(CONTINUED)

22. Financial instruments (continued)

22.3 Financial risk management

The Group and the Company are exposed to financial risks arising from their operations and the use of financial instruments. The key financial risks include credit risk, liquidity risk, foreign currency risk and interest rate risk.

The Board of Directors reviews and agrees policies and procedures for the management of these risks, which are executed by the management team.

It is, and has been throughout the current and previous financial year, the Group's policy that no derivatives shall be undertaken. The Group and the Company do not apply hedge accounting.

The following sections provide details regarding the Group's and the Company's exposure to the above-mentioned financial risks and the objectives, policies and processes for the management of these risks.

22.4 Credit risk

Credit risk is the risk of loss that may arise on outstanding financial instruments should a counterparty default on its obligations. The Group's and the Company's exposure to credit risk arises primarily from trade and other receivables. For other financial assets (including cash and cash equivalents), the Group and the Company minimise credit risk by dealing exclusively with high credit rating counterparties.

The Group's objective is to seek continual revenue growth while minimising losses incurred due to increased credit risk exposure. The Group trades only with recognised and creditworthy third parties. It is the Group's policy that all customers who wish to trade on credit terms are subject to credit verification procedures. In addition, trade receivable balances are monitored on an ongoing basis in view of reducing the Group's exposure to bad debts.

The Group and the Company have 30 days (2022: 30 days) credit term policy in place and the exposure to credit risk is monitored on an ongoing basis.

Exposure to credit risk

As at the end of the reporting year, the maximum exposure to credit risk arising from receivables is represented by the carrying amounts in the statement of financial position. The Group and the Company have only invested in fixed deposits and maintain current accounts with licensed banks.

A significant portion of these receivables are regular customers that have been transacting with the Group and the Company. The Group and the Company use ageing analysis to monitor the credit quality of the receivables. Any receivables having significant balances due more than 90 days, which are deemed to have higher credit risk, are monitored individually.

NOTES TO THE FINANCIAL STATEMENTS

(CONTINUED)

22. Financial instruments (continued)

22.4 Credit risk (continued)

Credit risk concentration profile

The Group and the Company determine concentration of credit risk by monitoring individual profile of their trade receivables on an ongoing basis. The Group's significant concentration of credit risks are in the form of four (2022: four) major customers which constitute approximately 75% (2022: 75%) of the total trade receivables. The Company's significant concentration of credit risks are in the form of four (2022: four) major customers which constitute approximately 75% (2022: 75%) of the total trade receivables.

Impairment of financial assets

The Group's and the Company's financial assets that are subject to the expected credit loss ("ECL") model include trade receivables, accrued revenue from charter hire and other receivables. While bank balances and deposits are also subject to the impairment requirements of MFRS 9, the impairment loss is expected to be immaterial.

(i) *Trade receivables and accrued revenue from charter hire using simplified approach*

The Group and the Company apply the MFRS 9 simplified approach to measure expected credit losses which uses a lifetime expected loss allowance for all trade receivables and accrued revenue from charter hire.

The following table provides information about the exposure to credit risk and ECLs for trade receivables and accrued revenue from charter hire which are grouped together as they are expected to have similar risk nature.

Group	Gross carrying amount RM'000	2023 Loss allowances RM'000	Net balance RM'000	Gross carrying amount RM'000	2022 Loss allowances RM'000	Net balance RM'000
Not past due	16,736	-	16,736	20,655	-	20,655
Past due 30-59 days	404	-	404	-	-	-
Past due 60-90 days	500	-	500	-	-	-
Past due more than 90 days	431	-	431	340	-	340
	18,071	-	18,071	20,995	-	20,995
Credit impaired						
Not past due	-	-	-	56	(56)	-
Past due 30-59 days	-	-	-	217	(217)	-
Past due 60-90 days	-	-	-	210	(210)	-
Past due more than 90 days	732	(732)	-	1,423	(1,423)	-
	18,803	(732)	18,071	22,901	(1,906)	20,995

NOTES TO THE FINANCIAL STATEMENTS

(CONTINUED)

22. Financial instruments (continued)

22.4 Credit risk (continued)

Impairment of financial assets (continued)

(i) Trade receivables and accrued revenue from charter hire using simplified approach

Company	Gross carrying amount RM'000	2023 Loss allowances RM'000	Net balance RM'000	Gross carrying amount RM'000	2022 Loss allowances RM'000	Net balance RM'000
Not past due	11,974	-	11,974	18,707	-	18,707
Past due 30-59 days	404	-	404	1,792	-	1,792
Past due 60-90 days	500	-	500	-	-	-
Past due more than 90 days	4,820	-	4,820	340	-	340
	17,698	-	17,698	20,839	-	20,839
Credit impaired						
Not past due	-	-	-	56	(56)	-
Past due 30-59 days	-	-	-	217	(217)	-
Past due 60-90 days	-	-	-	210	(210)	-
Past due more than 90 days	711	(711)	-	1,402	(1,402)	-
	18,409	(711)	17,698	22,724	(1,885)	20,839

The movements in the allowance for impairment in respect of trade receivables and accrued revenue from charter hire during the year are shown below.

	Group Credit impaired RM'000	Company Credit impaired RM'000
Balance at 1 January 2022	608	587
Net remeasurement of loss allowance	1,298	1,298
Balance at 31 December 2022/1 January 2023	1,906	1,885
Amounts written off	(589)	(589)
Net remeasurement of loss allowance	(585)	(585)
Balance at 31 December 2023	732	711

(ii) Bank balances and deposits

The bank balances and deposits are held with banks and financial institutions. As at the end of the reporting period, the maximum exposure to credit risk is represented by their carrying amounts in the statements of financial position.

These banks and financial institutions have low credit risks. In addition, some of the bank balances are insured by government agencies. Consequently, the Group and the Company are of the view that the loss allowance is not material and hence, it is not provided for.

NOTES TO THE FINANCIAL STATEMENTS

(CONTINUED)

22. Financial instruments (continued)

22.4 Credit risk (continued)

Impairment of financial assets (continued)

(iii) Other receivables

Expected credit loss of other receivables are determined individually after considering the financial strength of the other receivables. As at the end of the reporting period, the Group and the Company are of the view that the loss allowance is not material and hence, it is not provided for.

(iv) Inter-companies

Expected credit loss of inter-companies are determined individually after considering the financial strength of the inter-companies. As at the end of the reporting period, the Company recognised allowance for impairment losses.

The following table provides information about the exposure to credit risk and ECL for amount from subsidiaries as at 31 December 2023.

	Gross carrying amount RM'000	Loss allowances RM'000	Net balance RM'000
2023			
Past due more than 90 days	5,638	-	5,638
	5,638	-	5,638
Credit impaired			
Past due more than 90 days	1,723	(1,723)	-
	7,361	(1,723)	5,638
2022			
Past due more than 90 days	2,821	-	2,821
	2,821	-	2,821

NOTES TO THE FINANCIAL STATEMENTS

(CONTINUED)

22. Financial instruments (continued)

22.4 Credit risk (continued)

Impairment of financial assets (continued)

(iv) Inter-companies (continued)

The movement in the allowance for impairment in respect of amount due from subsidiaries during the year are shown below.

	Credit impaired RM'000
Balance at 1 January 2022/31 December 2022/1 January 2023	-
Net remeasurement of loss allowance	1,723
Balance at 31 December 2023	1,723

Impairment losses on trade receivables, other receivables and inter-companies are presented as net impairment losses within operating profit. Subsequent recoveries of amounts previously written off are credited against the same line item.

22.5 Liquidity risk

Liquidity risk is the risk that the Group and the Company will not be able to meet their financial obligations as they fall due. The Group's and the Company's exposure to liquidity risk arises principally from its various payables, loans and borrowings. The Group's and the Company's objective is to maintain a balance between continuity of funding and flexibility through the use of stand-by credit facilities.

It is not expected that the cash flows included in the maturity analysis could occur significantly earlier, or at significantly different amounts.

NOTES TO THE FINANCIAL STATEMENTS

(CONTINUED)

22. Financial instruments (continued)

22.5 Liquidity risk (continued)

Maturity analysis

The following table demonstrates the maturity profile of the Group's and of the Company's financial liabilities at the reporting date based on the contractual undiscounted repayment obligations:

2023	Carrying amount RM'000	Contractual interest rate/ coupon/ Discount rate %	Contractual cash flows RM'000	Under 1 year RM'000	1 - 2 years RM'000	2 - 5 years RM'000	More than 5 years RM'000
Group							
Islamic financing facilities							
Commodity Murabahah*	9,277	i-COF+2.50	9,468	9,468	-	-	-
Murabahah Tawarruq	55,454	5.0	68,044	11,048	10,781	23,404	22,811
Murabahah Tawarruq*	47,185	i-COF+2.00	57,227	7,606	7,338	20,406	21,877
Conventional financing facilities							
Conventional term loan*	11,130	COF+1.50	11,594	11,594	-	-	-
Others							
Revolving credit*	2,143	COF+1.50	2,241	2,241	-	-	-
Trade and other payables	299,284	-	299,284	299,284	-	-	-
Lease liabilities	2,569	6.16-8.84	4,031	338	470	556	2,667
	427,042		451,889	341,579	18,589	44,366	47,355

* Floating rates vary based on cost of funds ("COF") or Islamic COF ("i-COF")

NOTES TO THE FINANCIAL STATEMENTS

(CONTINUED)

22. Financial instruments (continued)

22.5 Liquidity risk (continued)

Maturity analysis (continued)

2023	Carrying amount RM'000	Contractual interest rate/ coupon/ Discount rate %	Contractual cash flows RM'000	Under 1 year RM'000	1 - 2 years RM'000	2 - 5 years RM'000	More than 5 years RM'000
Company							
Islamic financing facilities							
Commodity Murabahah*	9,277	i-COF+2.50	9,468	9,468	-	-	-
Murabahah Tawarruq	55,454	5.0	68,044	11,048	10,781	23,404	22,811
Murabahah Tawarruq*	47,185	i-COF+2.00	57,227	7,606	7,338	20,406	21,877
Conventional financing facilities							
Conventional term loan*	11,130	COF+1.50	11,594	11,594	-	-	-
Others							
Revolving credit*	2,143	COF+1.50	2,241	2,241	-	-	-
Trade and other payables	317,866	-	317,866	317,866	-	-	-
Lease liabilities	400	8.84	438	153	285	-	-
Financial guarantee	-	-	750	750	-	-	-
	443,455		467,628	360,726	18,404	43,810	44,688

* Floating rates vary based on cost of funds ("COF") or Islamic COF ("i-COF")

NOTES TO THE FINANCIAL STATEMENTS

(CONTINUED)

22. Financial instruments (continued)

22.5 Liquidity risk (continued)

Maturity analysis (continued)

2022	Carrying amount RM'000	Contractual interest rate/ coupon/ Discount rate %	Contractual cash flows RM'000	Under 1 year RM'000	1 - 2 years RM'000	2 - 5 years RM'000	More than 5 years RM'000
Group							
Islamic financing facilities							
Commodity Murabahah*	23,361	i-COF+2.50	24,897	16,146	8,751	-	-
Murabahah Tawarruq	61,469	5.0	77,593	9,506	11,034	28,040	29,013
Murabahah Tawarruq*	50,045	i-COF+2.00	36,857	5,533	7,112	10,032	14,180
Conventional financing facilities							
Conventional term loan*	31,618	COF+1.50	33,077	21,464	11,613	-	-
Others							
Revolving credit*	4,284	COF+1.50	4,739	2,446	2,293	-	-
Bank overdraft	2,451	7.20	2,541	2,541	-	-	-
Trade and other payables	317,047	-	317,047	317,047	-	-	-
Lease liabilities	2,554	6.16-8.84	4,353	284	284	933	2,852
	492,829		501,104	374,967	41,087	39,005	46,045

* Floating rates vary based on cost of funds ("COF") or Islamic COF ("i-COF")

NOTES TO THE FINANCIAL STATEMENTS

(CONTINUED)

22. Financial instruments (continued)

22.5 Liquidity risk (continued)

Maturity analysis (continued)

2022	Carrying amount RM'000	Contractual interest rate/ coupon/ Discount rate %	Contractual cash flows RM'000	Under 1 year RM'000	1 - 2 years RM'000	2 - 5 years RM'000	More than 5 years RM'000
Company							
Islamic financing facilities							
Commodity Murabahah*	23,361	i-COF+2.50	24,897	16,146	8,751	-	-
Murabahah Tawarruq	61,469	5.0	77,593	9,506	11,034	28,040	29,013
Murabahah Tawarruq*	50,045	i-COF+2.00	36,857	5,533	7,112	10,032	14,180
Conventional financing facilities							
Conventional term loan*	31,618	COF+1.50	33,077	21,464	11,613	-	-
Others							
Revolving credit*	4,284	COF+1.50	4,739	2,446	2,293	-	-
Bank overdraft	2,451	7.20	2,541	2,541	-	-	-
Trade and other payables	331,323	-	331,323	331,323	-	-	-
Lease liabilities	336	8.84	380	99	99	182	-
Financial guarantee	-	-	750	750	-	-	-
	504,887		512,157	389,808	40,902	38,254	43,193

* Floating rates vary based on cost of funds ("COF") or Islamic COF ("i-COF")

22.6 Market risk

Market risk is the risk that changes in market prices, such as foreign exchange rates, interest rates and other prices that will affect the Group's financial position or cash flows.

22.6.1 Foreign currency risk

Foreign currency risk is the risk that the fair value or future cash flows of a financial instrument will fluctuate because of changes in foreign exchange rates. The Group is exposed to foreign currency risk on sales, purchases and borrowings that are denominated in a currency other than the respective functional currencies of the Group. The currencies giving rise to this risk is primarily United States Dollar ("USD"), Singapore Dollar ("SGD"), Euro ("EURO"), Japanese Yen ("JPY"), Great British Pound ("GBP"), Brunei Dollar ("BND") and Indonesia Rupiah ("IDR"). The Group maintains a natural hedge, whenever possible, by borrowing currency that matches the future revenue streams to be generated from its operations.

The Group's exposure to foreign currency risk, based on carrying amounts as at the end of the reporting date was:

NOTES TO THE FINANCIAL STATEMENTS

(CONTINUED)

22. Financial instruments (continued)

22.6 Market risk (continued)

22.6.1 Foreign currency risk (continued)

Exposure to foreign currency risk (continued)

As at 31 December 2023	USD RM'000	SGD RM'000	Denominated in		GBP RM'000	BND RM'000
			EURO RM'000	JPY RM'000		
Group						
Trade and other receivables	3,155	-	-	-	-	-
Cash and bank balances	113	-	-	-	-	-
Trade and other payables	(1,218)	(149)	(11)	-	(4)	-
Loans and borrowings	(9,307)	-	-	-	-	-
Net exposure	(7,257)	(149)	(11)	-	(4)	-
Company						
Trade and other receivables	963	-	-	-	-	-
Cash and bank balances	113	-	-	-	-	-
Trade and other payables	(870)	(149)	(11)	-	(4)	-
Loans and borrowings	(9,307)	-	-	-	-	-
Net exposure	(9,101)	(149)	(11)	-	(4)	-
As at 31 December 2022						
As at 31 December 2022	USD RM'000	SGD RM'000	Denominated in		GBP RM'000	BND RM'000
			EURO RM'000	JPY RM'000		
Group						
Trade and other receivables	5,725	-	-	-	-	-
Cash and bank balances	2,075	-	-	-	-	-
Trade and other payables	(6,681)	(537)	(34)	(94)	(31)	(1)
Loans and borrowings	(23,454)	-	-	-	-	-
Net exposure	(22,335)	(537)	(34)	(94)	(31)	(1)
Company						
Trade and other receivables	2,454	-	-	-	-	-
Cash and bank balances	2,075	-	-	-	-	-
Trade and other payables	(4,909)	(537)	(34)	(49)	(31)	(1)
Loans and borrowings	(23,454)	-	-	-	-	-
Net exposure	(23,834)	(537)	(34)	(49)	(31)	(1)

NOTES TO THE FINANCIAL STATEMENTS

(CONTINUED)

22. Financial instruments (continued)

22.6 Market risk (continued)

22.6.1 Foreign currency risk (continued)

Exposure to foreign currency risk (continued)

The following table demonstrates the sensitivity of the Group's and of the Company's profit/(loss) net of tax to a reasonably possible change in the USD, SGD, EURO, JPY, GBP, BND and IDR exchange rates against the respective functional currencies of the Group entities, with all other variables held constant.

Group	Profit net of tax	
	2023 RM'000	2022 RM'000
USD/RM		
- strengthened 10% (2022: 10%)	(552)	(1,697)
- weakened 10% (2022: 10%)	552	1,697
SGD/RM		
- strengthened 10% (2022: 10%)	(11)	(41)
- weakened 10% (2022: 10%)	11	41
EURO/RM		
- strengthened 10% (2022: 10%)	(1)	(3)
- weakened 10% (2022: 10%)	1	3
JPY/RM		
- strengthened 10% (2022: 10%)	-	(7)
- weakened 10% (2022: 10%)	-	7
GBP/RM		
- strengthened 10% (2022: 10%)	-	(2)
- weakened 10% (2022: 10%)	-	2
BND/RM		
- strengthened 10% (2022: 10%)	-	-
- weakened 10% (2022: 10%)	-	-

NOTES TO THE FINANCIAL STATEMENTS

(CONTINUED)

22. Financial instruments (continued)

22.6 Market risk (continued)

22.6.1 Foreign currency risk (continued)

Exposure to foreign currency risk (continued)

Company	Profit net of tax	
	2023 RM'000	2022 RM'000
USD/RM		
- strengthened 10% (2022: 10%)	(692)	(1,811)
- weakened 10% (2022: 10%)	692	1,811
SGD/RM		
- strengthened 10% (2022: 10%)	(11)	(41)
- weakened 10% (2022: 10%)	11	41
EURO/RM		
- strengthened 10% (2022: 10%)	(1)	(3)
- weakened 10% (2022: 10%)	1	3
JPY/RM		
- strengthened 10% (2022: 10%)	-	(4)
- weakened 10% (2022: 10%)	-	4
GBP/RM		
- strengthened 10% (2022: 10%)	-	(2)
- weakened 10% (2022: 10%)	-	2
BND/RM		
- strengthened 10% (2022: 10%)	-	-
- weakened 10% (2022: 10%)	-	-

NOTES TO THE FINANCIAL STATEMENTS

(CONTINUED)

22. Financial instruments (continued)

22.6 Market risk (continued)

22.6.2 Interest rate risk

Interest rate risk is the risk that the fair value or future cash flows of the Group's and of the Company's financial instruments will fluctuate because of changes in market interest rates.

The Group's and the Company's exposure to interest rate risk arises primarily from their loans and borrowings. Borrowings issued at variable rates expose the Group and the Company to cash flow interest rate risk. The Group and the Company manage the interest rate exposure by maintaining a mix of fixed and floating rate borrowings.

Exposure to interest rate risk

The interest rate profile of the Group's and of the Company's significant interest-bearing financial instruments, based on carrying amounts as at the end of the reporting period were:

	Group		Company	
	2023 RM'000	2022 RM'000	2023 RM'000	2022 RM'000
Fixed rate instruments				
Financial assets	11,416	46,997	10,616	46,212
Financial liabilities	(58,023)	(66,474)	(55,854)	(64,256)
Floating rate instruments				
Financial liabilities	(69,735)	(109,308)	(69,735)	(109,308)

Interest rate risk sensitivity analysis

(i) Fair value sensitivity analysis for fixed rate instruments

The Group and the Company do not account for any fixed rate financial assets and liabilities at fair value through profit or loss. Therefore, a change in interest rates at the end of the reporting period would not affect profit or loss.

(ii) Cash flow sensitivity analysis for the variable rate instruments

A change of 100 basis points ("bp") in interest rates at the end of the reporting period would result in equity and post-tax (loss) increased/(decreased) by the amounts shown below. This analysis assumes that all other variables, in particular foreign currency rates, remained constant.

Group and Company	Profit/(Loss) net of tax 100 bp increase RM	100 bp decrease RM
	31 December 2023	
Floating rate instruments	(530)	530
31 December 2022		
Floating rate instruments	(831)	831

NOTES TO THE FINANCIAL STATEMENTS

(CONTINUED)

22. Financial instruments (continued)

22.6 Fair value information

The carrying amounts of bank balances, deposits, short term receivables and payables and short-term borrowings reasonably approximate their fair values due to the relatively short-term nature of these financial instruments.

The tables below analyses other financial instruments at fair value.

Group and Company	Fair value of financial instruments carried at fair value			Fair value of financial instruments not carried at fair value			Total fair value	Carrying amount
	Level 1 RM'000	Level 2 RM'000	Level 3 RM'000	Level 1 RM'000	Level 2 RM'000	Level 3 RM'000		
2023								
Financial liabilities								
Islamic financing facilities	-	-	-	-	-	108,150	108,150	111,915
Conventional financing facilities	-	-	-	-	-	11,130	11,130	11,130
	-	-	-	-	-	119,280	119,280	123,045
2022								
Financial liabilities								
Islamic financing facilities	-	-	-	-	-	134,224	134,224	134,875
Conventional financing facilities	-	-	-	-	-	31,618	31,618	31,618
	-	-	-	-	-	165,842	165,842	166,493

NOTES TO THE FINANCIAL STATEMENTS

(CONTINUED)

22. Financial instruments (continued)

22.7 Fair value information (continued)

Policy on transfer between levels

The fair value of an asset to be transferred between levels is determined as of the date of the event or change in circumstances that caused the transfer.

Level 1 fair value

Level 1 fair value is derived from quoted price (unadjusted) in active market for identical assets or liabilities that the entity can access at the measurement date.

Level 2 fair value

Level 2 fair value is estimated using inputs other than quoted prices included within Level 1 that are observable for the financial assets or liabilities, either directly or indirectly.

Non-derivatives financial liabilities

Fair value, which is determined for disclosure purposes, is calculated based on the present value of future principal and interest cash flows, discounted at the market rate of interest at the end of the reporting period.

Transfer between Level 1 and Level 2 fair values

There has been no transfer between Level 1 and Level 2 fair values during the financial year (2022: no transfer in either directions).

Level 3 fair value

Level 3 fair value is estimated using unobservable inputs for the financial assets and liabilities.

The following table shows the valuation techniques used in the determination of fair values within Level 3, as well as the key unobservable inputs used in the valuation models.

Financial instruments not carried at fair value

Type	Description of valuation technique and inputs used
Islamic financing facilities and lease liabilities	Discounted cash flows using a rate based on the current market rate of borrowing of the Group at the reporting date.

NOTES TO THE FINANCIAL STATEMENTS

(CONTINUED)

23. Capital management

The Group monitors capital using a gearing ratio, which is net debt divided by total capital plus net debt. The Group includes within net debt, loans and borrowings, trade and other payables, less cash and cash equivalents and short term deposits. Capital includes equity attributable to the owners of the Company.

Group	Note	2023 RM'000	2022 RM'000
Loans and borrowings	13	125,189	173,228
Lease liabilities		2,569	2,554
Trade and other payables	14	299,284	317,047
Less: Cash and bank balances	10	(31,028)	(42,631)
Less: Deposits	9	(11,416)	(17,971)
Net debt		384,598	432,227
Equity attributable to the owners of the Company		57,453	33,761
Capital and net debt		442,051	465,988
Gearing ratio		87%	93%
Company			
Loans and borrowings	13	125,189	173,228
Lease liabilities		400	336
Trade and other payables	14	317,866	331,323
Less: Cash and bank balances	10	(28,240)	(40,613)
Less: Deposits	9	(10,616)	(17,186)
Net debt		404,599	447,088
Equity attributable to the owners of the parent		50,470	30,435
Capital and net debt		455,069	477,523
Gearing ratio		89%	94%

There have been breach in certain non-financial covenants during the financial year. However, the Group and the Company successfully obtain the indulgence letter for the breach of covenant from respective lenders prior to the financial year end.

NOTES TO THE FINANCIAL STATEMENTS

(CONTINUED)

24. Related parties

For the purposes of these financial statements, parties are considered to be related to the Group or the Company if the Group or the Company have the ability, directly or indirectly, to control or jointly control the party or exercise significant influence over the party in making financial and operating decisions, or vice versa, or where the Group or the Company and the party are subject to common control. Related parties may be individuals or other entities.

Related parties also include key management personnel defined as those persons having authority and responsibility for planning, directing and controlling the activities of the Group and of the Company either directly or indirectly. The key management personnel include all the Directors of the Group, and certain members of senior management of the Group.

The Group and the Company have related party relationship with its ultimate holding corporation, holding companies, subsidiaries, related companies and key management personnel.

Significant related party transactions

In addition to the transactions detailed elsewhere in the financial statements, the following significant transactions between the Group and the Company and related parties took place at terms agreed between the parties during the financial year.

	Group		Company	
	2023 RM'000	2022 RM'000	2023 RM'000	2022 RM'000
Holding companies: Kulim (Malaysia) Berhad				
- Secretarial fee	97	97	89	89
- Others	-	100	-	100
Sindora Berhad				
- Shareholder's advances	-	37,800	-	37,800
- Payment on behalf	1,085	43,174	1,085	43,174
Johor Corporation				
- Salaries paid on behalf	-	23	-	23
- Others	-	22	-	22

NOTES TO THE FINANCIAL STATEMENTS

(CONTINUED)

24. Related parties (continued)

Significant related party transactions (continued)

	Group		Company	
	2023 RM'000	2022 RM'000	2023 RM'000	2022 RM'000
Subsidiaries:				
Johor Shipyard and Engineering Sdn. Bhd.				
- Construction of vessels	-	-	5,387	4,876
- Accounting fee	-	-	(63)	(63)
Libra Perfex Precision Sdn. Bhd.				
- Charter hire of vessels	-	-	(25,963)	(35,199)
- Accounting fee	-	-	(26)	(26)
Other related parties:				
Larkin Sentral Sdn. Bhd.*				
- Secretarial costs	92	-	92	-
Sumber Shipyard and Engineering Sdn. Bhd.**				
- Rental of land	221	221	-	-
- Supply of spare parts	-	99	-	-
Extreme Edge Sdn. Bhd. ***				
- Supply services	38	-	38	-

* The company is controlled by the ultimate holding company.

** The company is controlled by a director of the subsidiary.

*** The company is controlled by the immediate holding company.

The Directors of the Company are of opinion that the above transactions have been entered into in the normal course of business and have been established on terms that are no more favourable to the related parties than those arranged with independent third parties.

Information regarding outstanding balances arising from related party transactions are disclosed in Notes 8 and 14.

Key management personnel are defined as those persons having authority and responsibility for planning, directing and controlling the activities of the Group and of the Company either directly or indirectly.

NOTES TO THE FINANCIAL STATEMENTS

(CONTINUED)

24. Related parties (continued)

Significant related party transactions (continued)

	Group		Company	
	2023 RM'000	2022 RM'000	2023 RM'000	2022 RM'000
Key management personnel				
Directors				
- Fees	410	444	410	444
- Remuneration	232	219	-	-
- Allowance	269	111	269	111
- Other short-term employee benefits	-	41	-	-
Total short-term employee benefits	911	815	679	555

25. Capital and other commitments

	Group		Company	
	2023 RM'000	2022 RM'000	2023 RM'000	2022 RM'000
Capital expenditure commitments				
Property, vessels and equipment				
Authorised and contracted	-	16,218	-	16,218

25.1 Included within the capital expenditure commitments authorised and contracted for are deposits paid amounting to RM Nil (2022: RM1,689,000).

NOTES TO THE FINANCIAL STATEMENTS

(CONTINUED)

26. Prior year adjustments

The comparative figures of the Group and the Company have been restated due to the following prior year adjustments:

During the year, the Group and the Company made prior-year adjustments in relation to the over-statement of unabsorbed capital allowances in the Year of Assessment 2021 ("YA2021") tax returns, which was used as a basis for arriving at deferred tax assets in the financial year 2022 (Note 6.3).

The prior year financial statements have been restated accordingly to correct these misstatements.

The effects of prior year adjustments are disclosed below:


	31 December 2022		
	As previously stated RM'000	Prior year adjustments RM'000	As restated RM'000
Group			
Statement of financial position			
Deferred tax assets	10,350	(3,746)	6,604
Statement of profit or loss and other comprehensive income			
Tax expense	11,066	(3,746)	7,320
Profit and total comprehensive income for the year	20,043	(3,746)	16,297
Basic earnings per ordinary share (sen)	3.78		3.07
Company			
Statement of financial position			
Deferred tax assets	10,546	(3,746)	6,800
Statement of profit or loss and other comprehensive income			
Tax expense	10,626	(3,746)	6,880
Profit and total comprehensive income for the year	13,058	(3,746)	9,312

STATEMENT BY DIRECTORS

PURSUANT TO SECTION 251(2) OF THE COMPANIES ACT 2016

In the opinion of the Directors, the financial statements set out on pages 116 to 170 are drawn up in accordance with Malaysian Financial Reporting Standards, IFRS Accounting Standards as issued by the International Accounting Standard Board ("IFRS Accounting Standards") and the requirements of the Companies Act 2016 in Malaysia so as to give a true and fair view of the financial position of the Group and of the Company as at 31 December 2023 and of their financial performance and cash flows for the year then ended.

Signed on behalf of the Board of Directors in accordance with a resolution of the Directors:



.....
Dato' Mohd Redza Shah bin Abdul Wahid
Director



.....
Datuk Mohd Nasir bin Ali
Director

Kuala Lumpur,

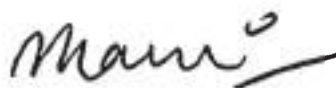
Date: 29 February 2024

STATUTORY DECLARATION

PURSUANT TO SECTION 251(1)(b) OF THE COMPANIES ACT 2016

I, **Mariam binti Puan**, the officer primarily responsible for the financial management of E.A. Technique (M) Berhad, do solemnly and sincerely declare that the financial statements set out on pages 116 to 170 are, to the best of my knowledge and belief, correct and I make this solemn declaration conscientiously believing the declaration to be true, and by virtue of the Statutory Declarations Act, 1960.

Subscribed and solemnly declared by the abovenamed Mariam binti Puan, MIA CA 27622, at Ampang Jaya in Selangor Darul Ehsan on 29 February 2024.



.....
Mariam binti Puan

Before me:



INDEPENDENT AUDITORS' REPORT

TO THE MEMBERS OF E.A. TECHNIQUE (M) BERHAD (REGISTRATION NO. 199301001779 (256516-W))
(INCORPORATED IN MALAYSIA)

Report on the Audit of the Financial Statements

Opinion

We have audited the financial statements of E.A. Technique (M) Berhad, which comprise the statements of financial position as at 31 December 2023 of the Group and of the Company, and the statements of profit or loss and other comprehensive income, statements of changes in equity and statements of cash flows of the Group and of the Company for the year then ended, and notes to the financial statements, including material accounting policy information, as set out on pages 116 to 170.

In our opinion, the accompanying financial statements give a true and fair view of the financial position of the Group and of the Company as at 31 December 2023, and of their financial performance and their cash flows for the year then ended in accordance with Malaysian Financial Reporting Standards, IFRS Accounting Standards as issued by the International Accounting Standard Board ("IFRS Accounting Standards") and the requirements of the Companies Act 2016 in Malaysia.

Basis for Opinion

We conducted our audit in accordance with approved standards on auditing in Malaysia and International Standards on Auditing. Our responsibilities under those standards are further described in the *Auditors' Responsibilities for the Audit of the Financial Statements* section of our auditors' report. We believe that the audit evidence we have obtained is sufficient and appropriate to provide a basis for our opinion.

Independence and Other Ethical Responsibilities

We are independent of the Group and of the Company in accordance with the By-Laws (on Professional Ethics, Conduct and Practice) of the Malaysian Institute of Accountants ("By-Laws") and the International Ethics Standards Board for Accountants' *International Code of Ethics for Professional Accountants (including International Independence Standards)* ("IESBA Code"), and we have fulfilled our other ethical responsibilities in accordance with the By-Laws and the IESBA Code.

Emphasis of Matter - comparative information

We draw attention to Note 26 to the financial statements which indicates that the comparative information presented as at and for the financial year ended 31 December 2022 has been restated. Our opinion is not modified in respect of this matter.

Material Uncertainty Related to Going Concern

We draw attention to Note 1(b) of the financial statements, which indicates that as at 31 December 2023, the Group's and the Company's current liabilities exceeded their current assets by RM239,029,000 and RM255,263,000 respectively. These conditions, along with other matters as disclosed in Note 1(b), indicate the existence of material uncertainties that may cast significant doubt on the ability of the Group and the Company to continue as a going concern. Our opinion is not modified in respect of this matter.

Key Audit Matter

Key audit matters are those matters that, in our professional judgement, were of most significance in our audit of the financial statements of the Group and of the Company for the current year. These matters were addressed in the context of our audit of the financial statements of the Group and of the Company as a whole, and in forming our opinion thereon, and we do not provide a separate opinion on these matters.

In addition to the matter described in the Material Uncertainty Related to Going Concern section, we have determined the matter described below to be the key audit matter to be communicated in our auditors' report.

INDEPENDENT AUDITORS' REPORT

TO THE MEMBERS OF E.A. TECHNIQUE (M) BERHAD (REGISTRATION NO. 199301001779 (256516-W))
(INCORPORATED IN MALAYSIA) (CONTINUED)

Key Audit Matter (continued)**Impairment of Vessels**

Refer to Note 3 - Property, vessels and equipment.

The key audit matter	How the matter was addressed in our audit
<p>As at 31 December 2023, the carrying amount of the Group's and the Company's vessels, which totalled RM389,559,000 and RM395,960,000 respectively, represented approximately 80% of total assets of the Group and of the Company.</p> <p>There is a fluctuation in the outlook for the oil price and the demand for the marine logistics. These increased the risk that the carrying amount of the Group's and the Company's vessels might exceed their recoverable amounts, and therefore the carrying amount may be impaired. Similarly, an assessment of the reversal of impairment must be performed when indicators support the reversal of impairment for previously impaired vessels.</p> <p>We have identified the aforesaid valuation of the carrying values of the Group's and the Company's vessels as a key audit matter because:</p> <ul style="list-style-type: none"> • of its significance to total assets in the consolidated financial statements; and • the estimation of recoverable amount involved a significant degree of judgement and assumptions i.e. forecasting and discounting future cash flows to be generated by the respective marine vessels, as well as comparison with recent market transactions of similar vessels of similar age and specifications. <p>As a result of the impairment review, the Group and the Company recognised a net impairment loss of RM227,000 respectively for the current financial year ended 31 December 2023.</p>	<p>Our audit procedures included, amongst others as follows:</p> <p>Value In Use ("VIU"):</p> <p>We evaluated and challenged the key assumptions relating to daily charter rates, inflationary adjustment, residual values and discount rate used by the Group and the Company by:</p> <ul style="list-style-type: none"> • comparing the daily charter rates to the charterer hire contracts; • comparing the discount rate with the market rate used by similar industry players; • considering the future business plans, including any long-term charter hires already contracted by the Group; • Back-testing the Group's and the Company's past forecasts to actual performance. • Evaluating and interviewing the independent consultant's competence, capabilities and objectivity; and • Assessing the reasonableness of the residual value used by management. <p>Fair Value Less Costs of Disposal ("FVLCD"):</p> <ul style="list-style-type: none"> • We assessed the methodologies used by the external valuers to estimate the fair values less cost of disposal; • We evaluated and challenged the key assumptions used to estimate the fair value less cost of disposal based on our knowledge of the marine logistics industry; • We evaluated and interviewed the independent external valuer's competence, capabilities and objectivity; and • We evaluated the key input provided by the Group and the Company to the external valuer. <p>We also considered the adequacy of the Group's disclosures about the key assumptions to which the outcome of the impairment assessment was most sensitive.</p>

Information Other than the Financial Statements and Auditors' Report Thereon

The Directors of the Company are responsible for the other information. The other information comprises the information included in the Directors' Report and Statement on Risk Management and Internal Control (but does not include the financial statements of the Group and of the Company and our auditors' report thereon), which we obtained prior to the date of this auditors' report, and the remaining parts of the annual report, which are expected to be made available to us after that date.

INDEPENDENT AUDITORS' REPORT

TO THE MEMBERS OF E.A. TECHNIQUE (M) BERHAD (REGISTRATION NO. 199301001779 (256516-W))
(INCORPORATED IN MALAYSIA) (CONTINUED)

Information Other than the Financial Statements and Auditors' Report Thereon (continued)

Our opinion on the financial statements of the Group and of the Company does not cover the other information and we do not and will not express any form of assurance conclusion thereon.

In connection with our audit of the financial statements of the Group and of the Company, our responsibility is to read the annual report and, in doing so, consider whether the other information is materially inconsistent with the financial statements of the Group and of the Company or our knowledge obtained in the audit, or otherwise appears to be materially misstated. If, based on the work we have performed on the other information that we obtained prior to the date of this auditors' report, we conclude that there is a material misstatement of this other information, we are required to report that fact. We have nothing to report in this regard.

When we read the remaining parts of the annual report, if we conclude that there is a material misstatement therein, we are required to communicate the matter to the Directors of the Company and take appropriate actions in accordance with approved standards on auditing in Malaysia and International Standards on Auditing.

Responsibilities of the Directors for the Financial Statements

The Directors of the Company are responsible for the preparation of financial statements of the Group and of the Company that give a true and fair view in accordance with Malaysian Financial Reporting Standards, IFRS Accounting Standards and the requirements of the Companies Act 2016 in Malaysia. The Directors are also responsible for such internal control as the Directors determine is necessary to enable the preparation of financial statements of the Group and of the Company that are free from material misstatement, whether due to fraud or error.

In preparing the financial statements of the Group and of the Company, the Directors are responsible for assessing the ability of the Group and of the Company to continue as a going concern, disclosing, as applicable, matters related to going concern and using the going concern basis of accounting unless the Directors either intend to liquidate the Group or the Company or to cease operations, or have no realistic alternative but to do so.

Auditors' Responsibilities for the Audit of the Financial Statements

Our objectives are to obtain reasonable assurance about whether the financial statements of the Group and of the Company as a whole are free from material misstatement, whether due to fraud or error, and to issue an auditors' report that includes our opinion. Reasonable assurance is a high level of assurance, but is not a guarantee that an audit conducted in accordance with approved standards on auditing in Malaysia and International Standards on Auditing will always detect a material misstatement when it exists. Misstatements can arise from fraud or error and are considered material if, individually or in the aggregate, they could reasonably be expected to influence the economic decisions of users taken on the basis of these financial statements.

As part of an audit in accordance with approved standards on auditing in Malaysia and International Standards on Auditing, we exercise professional judgement and maintain professional scepticism throughout the audit. We also:

- Identify and assess the risks of material misstatement of the financial statements of the Group and of the Company, whether due to fraud or error, design and perform audit procedures responsive to those risks, and obtain audit evidence that is sufficient and appropriate to provide a basis for our opinion. The risk of not detecting a material misstatement resulting from fraud is higher than for one resulting from error, as fraud may involve collusion, forgery, intentional omissions, misrepresentations, or the override of internal control.

INDEPENDENT AUDITORS' REPORT

TO THE MEMBERS OF E.A. TECHNIQUE (M) BERHAD (REGISTRATION NO. 199301001779 (256516-W))
(INCORPORATED IN MALAYSIA) (CONTINUED)

Auditors' Responsibilities for the Audit of the Financial Statements (continued)

- Obtain an understanding of internal control relevant to the audit in order to design audit procedures that are appropriate in the circumstances, but not for the purpose of expressing an opinion on the effectiveness of the internal control of the Group and of the Company.
- Evaluate the appropriateness of accounting policies used and the reasonableness of accounting estimates and related disclosures made by the Directors.
- Conclude on the appropriateness of the Directors' use of the going concern basis of accounting and, based on the audit evidence obtained, whether a material uncertainty exists related to events or conditions that may cast significant doubt on the ability of the Group or of the Company to continue as a going concern. If we conclude that a material uncertainty exists, we are required to draw attention in our auditors' report to the related disclosures in the financial statements of the Group and of the Company or, if such disclosures are inadequate, to modify our opinion. Our conclusions are based on the audit evidence obtained up to the date of our auditors' report. However, future events or conditions may cause the Group or the Company to cease to continue as a going concern.
- Evaluate the overall presentation, structure and content of the financial statements of the Group and of the Company, including the disclosures, and whether the financial statements of the Group and of the Company represent the underlying transactions and events in a manner that gives a true and fair view.
- Obtain sufficient appropriate audit evidence regarding the financial information of the entities or business activities within the Group to express an opinion on the financial statements of the Group. We are responsible for the direction, supervision and performance of the group audit. We remain solely responsible for our audit opinion.

We communicate with the Directors regarding, among other matters, the planned scope and timing of the audit and significant audit findings, including any significant deficiencies in internal control that we identify during our audit.

We also provide the Directors with a statement that we have complied with relevant ethical requirements regarding independence, and to communicate with them all relationships and other matters that may reasonably be thought to bear on our independence, and where applicable, actions taken to eliminate threats or safeguards applied.

From the matters communicated with the Directors, we determine those matters that were of most significance in the audit of the financial statements of the Group and of the Company for the current year and are therefore the key audit matters. We describe these matters in our auditors' report unless law or regulation precludes public disclosure about the matter or when, in extremely rare circumstances, we determine that a matter should not be communicated in our auditors' report because the adverse consequences of doing so would reasonably be expected to outweigh the public interest benefits of such communication.

Other Matter

This report is made solely to the members of the Company, as a body, in accordance with Section 266 of the Companies Act 2016 in Malaysia and for no other purpose. We do not assume responsibility to any other person for the content of this report.



KPMG PLT
(LLP0010081-LCA & AF 0758)
Chartered Accountants

Petaling Jaya

Date: 29 February 2024



Ameenuddin Bin Khali Kasman
Approval Number: 03470/11/2025 J
Chartered Accountant

LIST OF PROPERTIES

Registered Owner	Address	Tenure /Expiry of Lease	Description Existing Use	Date of Issuance of Certificate of Fitness for Occupation /Certificate of Completion and Compliance	Approximate Age of Building (Years)	Total Build Up Area and Land Area (square feet)	Net Book Value as at 31 Dec 2023 (RM'000)
E.A. Technique	Setiawangsa Business Suite, C-3A-3A, No. 2, Jalan Setiawangsa 11, Taman Setiawangsa, 54200 Kuala Lumpur	Freehold	Commercial unit at fourth (4 th) floor of a five (5) – storey office block held for our head office	8 February 2007	14	Built-up: 6,565.98 Land area: not applicable	829
E.A. Technique	No. C-15-1, No. 2, Jalan 13/21D, Medan Idaman, Gombak, Kuala Lumpur	Freehold	Apartment for seafarers in-transit	6 July 2004	18	Built-up: 850.35 Land area: not applicable	124
Johor Shipyard	Lot PT8436-A, Parit 21, Mukim Hutan Melintang, 36400 Daerah Hilir Perak, Perak Darul Ridzuan	This building is built on a leased land	Ship construction, repairs and all such shipyard activities and other related activities	9 December 2014	10	Built-up: 16,000 Land area: not applicable	2,526

LIST OF PROPERTIES

Tenant	Registered Owner	Address	Tenure /Expiry of Lease	Description Existing Use	Total Build Up Area and Land Area (square feet)
E.A. Technique	Kertih Port Sdn Bhd	Lot 3633, (PN 3387) Kawasan Bukit Tengah, KM 105, Jalan Kuantan, Kuala Terengganu	One (1) year and four (4) months tenancy commencing from 1 September 2023 and expiring on 31 December 2024	Parcel of office /business premises	Built-up: 331 Land area: not applicable
E.A. Technique	Dato' Ahmad Fathiri Bin Ahmad Fadzlah	Unit C-3-3, Unit C-3-3A, Block C, Setiawangsa Business Suite, Jalan Setiawangsa 11, Taman Setiawangsa, 54200 Kuala Lumpur	Two (2) years plus two (2) years (optional) tenancy commencing from 1 November 2022 and expiring on 31 October 2026	Commercial unit at third (3 rd) floor of a five (5) – storey office block held for our office use	Built-up: 3,283 Land area: not applicable
E.A. Technique	Northport (Malaysia) Bhd	Level 1, Marine Services Building, Northport (Malaysia) Bhd, Jalan Pelabuhan, Pelabuhan Utara, 42000 Port Klang, Selangor	One (1) year tenancy commencing from 1 July 2023 and expiring on 30 June 2024	Office space at first (1 st) floor of Marine Services Building for office use	Built-up: 697 Land area: not applicable
E.A. Technique	Northport (Malaysia) Bhd	Storage room in front of Marine Office Building at Northport (Malaysia) Bhd	One (1) year commencing from 1 July 2023 and expiring on 30 June 2024	Storage space	Built-up: 651 Land area: not applicable
E.A. Technique	Wan Kamariah Binti Abu Bakar	No 38-1, Jalan Setiawangsa 11A, Taman Setiawangsa, 54200 Kuala Lumpur	Two (2) years tenancy commencing from 1 November 2022 and expiring on 31 October 2024	Office space at first (1 st) floor for archiving purpose	Built-up: 1,646 Land area: not applicable
E.A. Technique	Oasis Marine Enterprise (Sg. Udang Office)	Lot 1255, Batu 91/2 Pantai Kundur, 76400 Tanjung Keling, Melaka	One (1) year tenancy commencing from 1 July 2023 and expiring on 30 June 2024	Office space for port operations at Sg. Udang	Built-up: 200 Land area: not applicable
E.A. Technique	KK Machinery Sdn Bhd	Lot 4, First Floor & Wisma KKM, Mile 5, Jalan Tuaran, 88450 Kota Kinabalu, Sabah	Two (2) years tenancy commencing from 15 May 2023 until 14 May 2025	Office	Built-up: 1,290 Land area: not applicable
E.A. Technique	Ng Mui Kyun (Kota Kinabalu Office)	Lot 16-2, Lorong Lintas Plaza, Lintas Plaza, 88300 Kota Kinabalu, Sabah	Two (2) years tenancy commencing from 1 November 2022 and expiring on 31 October 2024	Office space for port operations at Kota Kinabalu	Built-up: 1,108.68 Land area: not applicable
E.A. Technique	Kamariah Binti Baharudin	Unit A-2-12, Block A, Setiawangsa Business Suite, Jalan Setiawangsa 11, Taman Setiawangsa, 54200 Kuala Lumpur	Two (2) years tenancy commencing from 1 December 2022 and expiring on 30 November 2024	Commercial unit at second (2 nd) floor of a three (3) – storey office block held for our office use	Built-up: 1,700 Land area: not applicable
Johor Shipyard	Sumber Shipyard and Engineering Sdn Bhd	Lot PT8436-A, Parit 21, Mukim Hutan Melintang, 36400 Daerah Hilir Perak, Perak Darul Ridzuan	Twenty (20) years tenancy expiring on 30 November 2032 with an option to renew for another ten (10) years	Option which included but not limited to ship construction, repairs and all such shipyard activities and other related activities	Built-up: 13,000 Land area: 435,626

SHAREHOLDINGS STATISTICS

SHAREHOLDINGS STATISTICS AS OF 29 MARCH 2024

ISSUED SHARES : 530,500,000
 CLASS OF SHARES : ORDINARY SHARE
 VOTING RIGHTS : EVERY MEMBER OF THE COMPANY PRESENT IN PERSON OR BY PROXY SHALL HAVE ONE VOTE ON A SHOW OF HAND AND IN THE CASE OF A POLL SHALL HAVE ONE VOTE FOR EVERY SHARE OF WHICH HE/SHE IS THE HOLDER.

BREAK DOWN OF SHAREHOLDINGS

SIZE OF SHAREHOLDINGS	NO. OF SHARES	%	NO. OF SHARES	%
LESS THAN 100	95	2.81	592	-
100 – 1000	472	13.94	206,900	0.04
1,001 – 10,000	1,230	36.34	7,665,707	1.45
10,001 – 100,000	1,222	36.10	45,113,801	8.50
100,001 TO LESS THAN 5% OF ISSUED CAPITAL	365	10.78	212,013,000	39.96
5% AND ABOVE OF ISSUED CAPITAL	1	0.03	265,500,000	50.05
TOTAL	3,385	100.00	530,500,000	100.00

TOP THIRTY SECURITIES ACCOUNT HOLDERS

(WITHOUT AGGREGATING THE SECURITIES FROM DIFFERENT SECURITIES ACCOUNTS BELONGING TO THE SAME DEPOSITOR)

	NAME	NO. OF SHARES	%
1	SINDORA BERHAD	265,500,000	50.05
2	KULIM (MALAYSIA) BERHAD	12,884,300	2.43
3	LOW KOK YEW	7,956,200	1.50
4	TA NOMS (T) SDN BHD - A/C PLEDGED SECURITIES ACCOUNT FOR HAFIDAH BINTI PAWANCIK	7,227,000	1.36
5	YEOH YEW CHOO	6,362,500	1.20
6	MAYBANK NOMS (T) SDN BHD - A/C MAYBANK PRIVATE WEALTH MANAGEMENT FOR MOHAMMED AZMAN BIN AZIZ MOHAMMED (PW-M01005)(422318)	6,037,200	1.14
7	MOHAMED AZAM SHAH BIN AZIZ MOHAMMED	5,522,700	1.04
8	MAYBANK NOMS (T) SDN BHD - A/C MAYBANK TRUSTEES BERHAD FOR DANA MAKMUR PHEIM (211901)	5,445,500	1.03
9	ABU BAKAR HANFI BIN ABDUL MANNAN	4,956,300	0.93
10	NEW KOK HO	4,118,400	0.78
11	AGNES CHAN WAI CHING	3,111,700	0.59
12	MOHAMMED AZMAN BIN AZIZ MOHAMMED	2,975,000	0.56
13	AHMAD MUSTAFFA BIN ABDUL MANAF	2,607,000	0.49
14	KENANGA NOMS (T) SDN BHD - A/C EXEMPT AN FOR PHILLIP SECURITIES PTE LTD (CLIENT ACCOUNT)	2,508,200	0.47
15	LOW PAIK YOKE	2,176,500	0.41
16	MAYBANK NOMS (T) SDN BHD - A/C MTRUSTEE BERHAD FOR ETHEREAL CAPITAL SDN. BHD. (GROWTH FUND)(445788)	2,032,000	0.38
17	CIK SANUSI BIN DAUD	1,920,700	0.36
18	TA NOMS (T) SDN BHD - A/C PLEDGED SECURITIES ACCOUNT FOR FAMI TAUFUQ BIN FAKARUDIN	1,891,200	0.35
19	SZE KOOI HOE	1,870,000	0.34

SHAREHOLDINGS STATISTICS

SHAREHOLDINGS STATISTICS AS OF 29 MARCH 2024

	NAME	NO. OF SHARES	%
20	JEREMIAH A/L MICHEAL	1,825,200	0.34
21	LAWRENCE UMAR	1,800,200	0.33
22	ANG YEE HOOI	1,770,000	0.31
23	PUBLIC NOMS (T) SDN BHD - A/C PLEDGED SECURITIES ACCOUNT FOR CHAN HIN YEE (KLC/UOB)	1,633,000	0.28
24	LEE JUN RONG	1,500,000	0.28
25	MAYBANK NOMS (T) SDN BHD - A/C LOW TUAN LEE	1,496,300	0.27
26	MAYBANK SECS NOMS (T) SDN BHD - A/C PLEDGED SECURITIES ACCOUNT FOR MOHD JOHAR BIN ISMAIL	1,450,800	0.27
27	MOHD SABRI BIN ISMAIL	1,426,300	0.26
28	ENG SAU LING	1,403,100	
29	CGS INTERNATIONAL NOMS MALAYSIA (T) SDN. BHD. - A/C PLEDGED SECURITIES ACCOUNT FOR SOON TIAM SIEW (TM RAYA-CL)	1,390,000	0.26
30	TA NOMS (T) SDN BHD - A/C PLEDGED SECURITIES ACCOUNT FOR LEE KIAN KAH	1,350,000	0.25

SUBSTANTIAL SHAREHOLDERS

	NAME	DIRECT		INDIRECT	
		NO. OF SHARES	%	NO. OF SHARES	%
1	SINDORA BERHAD	265,500,000	50.05	-	-

SHARE ANALYSIS AS OF 29 MARCH 2024

ROD	TOTAL		BUMIPUTRA		NON-BUMIPUTRA		FOREIGN	
	HOLDER	SHARES	HOLDER	SHARES	HOLDER	SHARES	HOLDER	SHARES
FINANCE	6	406,200	6	406,200	-	-	-	-
NOMINEES	648	73,806,281	188	25,760,042	449	44,905,239	11	3,141,000
PRIVATE LIMITED COMPANY								
- RETAIL BODY CORPORATES	16	2,356,100	9	1,140,000	7	1,216,100	-	-
- INSTI-BODY CORPORATE	-	-	-	-	-	-	-	-
LIMITED COMPANY								
- RETAIL BODY CORPORATES	2	278,384,300	2	278,384,300	-	-	-	-
- INSTI-BODY CORPORATE	1	-	-	-	1	200,000	-	-
INDIVIDUALS	2,712	175,347,119	1,171	71,781,676	1,522	102,250,843	19	1,314,600
TOTAL	3,385	530,500,000	1,376	377,472,218	1,979	148,572,182	30	4,455,600
%	100.00	100.00	40.65	71.15	58.46	28.01	0.89	0.84

DIRECTORS' SHAREHOLDING AS OF 29 MARCH 2024

	NAME	DIRECT		INDIRECT	
		NO. OF SHARES	%	NO. OF SHARES	%
1	DATO' MOHD REDZA SHAH BIN ABDUL WAHID	-	-	-	-
2	ROZAN BIN MOHD SAAT	327,500	0.06	-	-
3	DATUK MOHD NASIR BIN ALI	327,500	0.06	-	-
4	AZIAH BINTI AHMAD	-	-	-	-
5	IR. DR. MOHD SHAHREEN ZAINOOREEN BIN MADROS	-	-	-	-
TOTAL DIRECTORS' HOLDING:		655,000	0.12	-	-

NOTICE OF ANNUAL GENERAL MEETING

NOTICE IS HEREBY GIVEN that the 30th Annual General Meeting (“**AGM**”) of E.A. Technique (M) Berhad (“**EAT**” or the “**Company**”) will be held at Key 2, Level 7, St. Giles Southkey Johor Bahru Hotel, Mid Valley Southkey, 1, Persiaran Southkey 1, Kota Southkey, 80150 Johor Bahru, Johor, Malaysia on Monday, 24 June 2024 at 12:00 pm, for the transaction of the following purposes:-

ORDINARY BUSINESS

- | | |
|---|-------------------------------------|
| <p>1. To receive the Audited Financial Statements for the financial year ended 31 December 2023 and the Reports of the Directors and Auditors thereon.
Please refer to Explanatory Note A</p> | <p>Ordinary Resolution 1</p> |
| <p>2. To re-elect Puan Aziah Binti Ahmad, who retires in accordance with Rule 271 of the Company's Constitution and being eligible, has offered herself for re-election.
Please refer to Explanatory Note B</p> | <p>Ordinary Resolution 2</p> |
| <p>3. To ratify the payment of Fees of up to RM180,000 for the Non-Executive Directors (“NEDs”) from 1 January 2024 until the conclusion of the 30th AGM of the Company.
Please refer to Explanatory Note C</p> | <p>Ordinary Resolution 3</p> |
| <p>4. To approve the payment of Fees of up to RM480,000 for the NEDs from the conclusion of the 30th AGM until the conclusion of the next AGM of the Company.
Please refer to Explanatory Note C</p> | <p>Ordinary Resolution 4</p> |
| <p>5. To approve the payment of Other Remunerations comprising Committee Fees, Committee Allowances and Meeting Allowances to the NEDs from the conclusion of the 30th AGM until the conclusion of the next AGM of the Company.
Please refer to Explanatory Note C</p> | <p>Ordinary Resolution 5</p> |
| <p>6. To approve the Benefits payable to the NEDs from the conclusion of the 30th AGM until the conclusion of the next AGM of the Company.
Please refer to Explanatory Note C</p> | <p>Ordinary Resolution 6</p> |
| <p>7. To re-appoint Messrs. KPMG PLT as Auditors of the Company for the financial year ending 31 December 2024 and to authorise the Board of Directors to determine their remuneration.
Please refer to Explanatory Note D</p> | <p>Ordinary Resolution 7</p> |

SPECIAL BUSINESS

To consider and, if thought fit, to pass the following resolutions:

8. Authority to Issue and Allot Shares Pursuant to Sections 75 and 76 of the Companies Act, 2016
- “**THAT** subject to the Companies Act 2016 (the “**Act**”), the Main Market Listing Requirements of Bursa Malaysia Securities Berhad, the Company’s Constitution and approval of the relevant governmental and/or regulatory authorities, if required, the Directors be and are hereby empowered pursuant to Sections 75 and 76 of the Act, to issue and allot shares in the Company from time to time to such persons and upon such terms and conditions and for such purposes as the Directors may, in their absolute discretion deem fit, provided that the aggregate number of shares issued pursuant to this resolution does not exceed ten percent (10%) of the total number of issued shares (excluding treasury shares) of the Company for the time being AND THAT the Directors be and are also empowered to obtain the approval for the listing of and quotation for the additional shares so issued on Bursa Malaysia Securities Berhad AND FURTHER THAT such authority shall commence immediately upon the passing of this resolution and shall continue to be in force until the conclusion of the next AGM of the Company.
- THAT** pursuant to Section 85 of the Act to be read together with Rule 8.6 of the Constitution of the Company, approval be and is hereby given to waive the statutory pre-emptive rights of the shareholders of the Company to be offered new shares of the Company ranking equally to the existing issued shares arising from any issuance of new shares in the Company pursuant to Sections 75 and 76 of the Act.”
Please refer to Explanatory Note E

Ordinary Resolution 7

NOTICE OF ANNUAL GENERAL MEETING

9. Retention of Datuk Mohd Nasir Bin Ali as an Independent Director

“**THAT**, subject to the passing of Resolution no. 8, Datuk Mohd Nasir Bin Ali who has served the Board as an Independent Director of the Company for a cumulative term of more than nine (9) years since 17 October 2014 be and is hereby retained as an Independent Director of the Company.”

Please refer to Explanatory Note F

Ordinary Resolution 8

BY ORDER OF THE BOARD

NURALIZA A. RAHMAN SSM PC No. 202008003364 (MAICSA 7067934)

SABARUDIN HARUN SSM PC No. 202008000981 (MIA 30423)

Company Secretaries

Johor Bahru, Johor

30 April 2024

NOTES:Record of Depositors

- For the purpose of determining who shall be entitled to participate in this AGM, the Company shall be requesting Bursa Malaysia Depository Sdn. Bhd. to make available to the Company, the **Record of Depositors as at 14 June 2024**. Only a member whose name appears on this Record of Depositors shall be entitled to participate in this AGM.

Appointment of Proxy

- A member who is entitled to participate in this AGM is entitled to appoint a proxy or attorney or in the case of a corporation, to appoint a duly authorised representative to participate in his/her place. A proxy may but need not be a member of the Company.
- A member of the Company who is entitled to attend and vote at a general meeting of the Company may appoint not more than two (2) proxies to participate instead of the member at the AGM.
- If two (2) proxies are appointed, the entitlement of those proxies to vote on a show of hands shall be in accordance with the listing requirements of the stock exchange.
- Where a member of the Company is an authorised nominee as defined in the Securities Industry (Central Depositories) Act 1991 (“Central Depositories Act”), it may appoint not more than two (2) proxies in respect of each securities account it holds in ordinary shares of the Company standing to the credit of the said securities account.
- Where a member of the Company is an exempt authorised nominee which holds ordinary shares in the Company for multiple beneficial owners in one securities account (“omnibus account”), there is no limit to the number of proxies which the exempt authorised nominee may appoint in respect of each omnibus account it holds. An exempt authorised nominee refers to an authorised nominee defined under the Central Depositories Act which is exempted from compliance with the provisions of Section 25A (1) of the Central Depositories Act.

- Where a member appoints more than one (1) proxy, the proportion of shareholdings to be represented by each proxy must be specified in the instrument appointing the proxies.

- The appointment of a proxy may be made in a hard copy form or by electronic means in the following manner and must be received by the Company not less than forty-eight (48) hours before the time appointed for holding the AGM or adjourned general meetings at which the person named in the appointment proposes to vote:
 - In hard copy form

The proxy form must be deposited at the office of the Poll Administrator, Tricor Investor & Issuing House Services Sdn. Bhd. at Unit 32-01, Level 32, Tower A, Vertical Business Suite, Avenue 3, Bangsar South, No. 8, Jalan Kerinchi, 59200 Kuala Lumpur, Wilayah Persekutuan, Malaysia or alternatively, the Customer Service Centre at Unit G-3, Ground Floor, Vertical Podium, Avenue 3, Bangsar South, No. 8, Jalan Kerinchi, 59200 Kuala Lumpur, Malaysia.

- By electronic form

The proxy form can be electronically lodged with the Poll Administrator of the Company via TIH Online at <https://tiah.online> (applicable to individual shareholders only). Kindly refer to the Annexure to the proxy form – Electronic Submission of Proxy Form via TIH Online for General Meeting.

- Please ensure ALL the particulars as required in the proxy form are completed, signed, and dated accordingly.
- Last date and time for lodging the proxy form is **Saturday, 22 June 2024 at 12.00 p.m.**

NOTICE OF ANNUAL GENERAL MEETING

11. Any authority pursuant to which such an appointment is made by a power of attorney must be deposited at the office of the Poll Administrator, Tricor Investor & Issuing House Services Sdn. Bhd. at Unit 32-01, Level 32, Tower A, Vertical Business Suite, Avenue 3, Bangsar South, No. 8, Jalan Kerinchi, 59200 Kuala Lumpur, Wilayah Persekutuan, Malaysia, not less than forty-eight (48) hours before the time appointed for holding the AGM or adjourned general meetings at which the person named in the appointment proposes to vote. A copy of the power of attorney may be accepted provided that it is certified notarially and/or in accordance with the applicable legal requirements in the relevant jurisdiction in which it is executed.
12. For a corporate member who has appointed a representative, please deposit the **ORIGINAL** certificate of appointment with the Poll Administrator of the Company at Tricor Investor & Issuing House Services Sdn. Bhd. at Unit 32-01, Level 32, Tower A, Vertical Business Suite, Avenue 3, Bangsar South, No. 8, Jalan Kerinchi, 59200 Kuala Lumpur, Wilayah Persekutuan, Malaysia. The certificate of appointment should be executed in the following manner:
 - (i) If the corporate member has a common seal, the certificate of appointment should be executed under seal in accordance with the constitution of the corporate member.
 - (ii) If the corporate member does not have a common seal, the certificate of appointment should be affixed with the rubber stamp of the corporate member (if any) and executed by:
 - (a) at least two (2) authorised officers, of whom one shall be a director; or
 - (b) any director and/or authorised officers in accordance with the laws of the country under which the corporate member is incorporated.

Abstention from Voting

The Director referred to in Ordinary Resolution 1, if she is a Shareholder of the Company, will abstain from voting on the resolution regarding her re-election at the 30th AGM.

All Directors who are Shareholders of the Company will abstain from voting on Ordinary Resolutions 2, 3, 4 and 5 concerning Directors' remuneration at the 30th AGM.

EXPLANATORY NOTES:

A. Agenda 1 – Audited Financial Statements

The audited financial statements are laid in accordance with Section 340(1)(a) of the Companies Act 2016 (the Act) for discussion only and does not require the Company to obtain shareholders' approval. Henceforth, this will not put forward for voting.

B. Agenda 2 – Re-election of Directors who retire in accordance with Rules 27.1 of the Company's Constitution

Rule 27.1 of the Constitution provides that the whole of the Directors shall retire from office and at every succeeding AGM, one-third (1/3) of the Directors, or, if their number is not a multiple of three (3), the number nearest to, but not exceeding one-third (1/3), shall retire from office. All Directors shall retire from office once at least in each three (3) years but shall be eligible for re-election. Out of the current Board size of five (5), one (1) Director is to retire in accordance with Rule 27.1. Hence, Puan Aziah Binti Ahmad is standing for re-elections as Director of the Company and being eligible, has offered herself for re-election.

C. Agenda 3 to 6

Pursuant to Section 230(1) of the Companies Act 2016, the fees and benefits payable to the Directors of the Company shall be approved at a general meeting.

Ordinary Resolution 2: Fees for NEDs from 1 January 2024 until the conclusion of the 30th AGM

Ordinary Resolution 3: Fees for NEDs from the conclusion of the 30th AGM until the conclusion of the next AGM of the Company to be held in 2025 (the "Relevant Period")

Ordinary Resolution 4: Other Remuneration comprising Committee Fees, Committee Allowances and Meeting Allowances for NEDs for the Relevant Period

At the previous year's AGM, shareholders' mandate was for the payment of Directors' Fees for the financial year ended 31 December 2023, while the payment of Other Directors' Remuneration comprising Committee Fees and Meeting Allowances, was mandated for the period 21 June 2023 until the conclusion of the next AGM of the Company for the year 2024.

To streamline the period covered under the shareholders' mandates for the payment of Directors' Fees and Other Directors' Remuneration, the shareholders' mandates sought at the forthcoming 30th AGM for the payment of Directors' Fees are broken down to cover the period 1 January 2024 until the conclusion of the 30th AGM (as per proposed Ordinary Resolution 2), and the Relevant Period (as per the proposed Ordinary Resolution 3).

The shareholders' mandate sought for the payment of Directors' Fees for the Relevant Period will allow the payment of Directors' Fees for the months of January 2025 until the next AGM in 2025 on a monthly/quarterly basis, without needing a shareholders' ratification, or without holding payment until after obtaining the shareholders' mandate at the next AGM in 2025.

The Board is of the view that it is just and equitable for the NEDs to be paid the Directors' Fees and Other Directors'

NOTICE OF ANNUAL GENERAL MEETING

Remuneration, or be given/allowed the Benefits on a monthly/quarterly basis and/or as and when incurred, particularly after they have discharged their responsibilities and rendered their services to the Company throughout the Relevant Period.

In the event the Directors' Fees, Other Directors' Remuneration and Benefits proposed are insufficient (e.g. due to more meetings or enlarged Board/Committee size), shareholders' mandate will be sought at the next AGM for additional remuneration to meet the shortfall.

Details of the estimated Directors' Fees, as well as the Other Directors' Remuneration comprising Committee Fees, Committee Allowances and Meeting Allowances for NEDs for the Relevant Period are as below:-

(a) Directors' Fees

Directors' Fees	Chairman of the Board	Member of the Board
Non-Executive Directors	RM80,000	RM66,000

NOTE:

- (i) *The payment of the Directors' Fees for nominee Directors representing and are employees of Johor Corporation Group of Companies will be paid to Johor Corporation Group of Companies as a Corporate Fees.*
- (ii) *The Managing Director/Executive Director(s) does not receive any Directors' Fees.*

(b) Committee Fees

Committee Fees	Chairman of the Committee	Member of the Committee
Audit Committee	RM20,000	RM10,000
Tender Committee	RM20,000	RM10,000
Risk Committee	RM20,000	RM10,000
Nomination Committee	RM20,000	RM10,000
Remuneration Committee	RM20,000	RM10,000

NOTE:

The payment of Committee Fees will be paid to all Directors in the Board Committees except for the Managing Director/Executive Director(s) of the Company.

(c) Meeting Allowances

Meeting Allowances (Per Meeting)	Chairman of the Board and Committee	Member of the Board and Committee
Board of Directors	RM4,000	RM3,000
Audit Committee	RM4,000	RM3,000
Risk Committee	RM3,000	RM2,000
Tender Committee	RM3,000	RM2,000
Nomination Committee	RM2,000	RM1,000
Remuneration Committee	RM2,000	RM1,000

NOTE:

The payment of Meeting Allowances will be paid to all Directors in the Board and Board Committees except for the Managing Director/Executive Director(s) of the Company.

Ordinary Resolution 5: Benefits payable to NEDs for the Relevant Period

Benefits	Chairman of the Board	Member of the Board
Non-Executive Directors	Company driver, technology devices and other claimable benefits	Technology devices and other claimable benefits

D. Agenda 7 – Re-appoint Messrs. KPMG PLT as Auditors of the Company

The Audit Committee ("AC") and the Board of Directors at their Meetings have considered the re-appointment of Messrs. KPMG PLT ("KPMG") as Auditors of the Company and collectively agreed that KPMG met the relevant criteria as prescribed by Paragraph 15.21 of the Listing Requirements.

E. Agenda 8 – Authority to Issue and Allot Shares pursuant to Sections 75 and 76 of the Companies Act 2016

The proposed Ordinary Resolution 7, if passed, will empower the Directors of the Company to issue and allot up to ten percent (10%) of the total number of issued shares in the Company speedily without having to convene a general meeting. This authority will, unless revoked or varied by the Company in a general meeting, will expire at the conclusion of the next AGM or the expiration of the period within which the next AGM is required by law to be held, whichever is earlier.

The general mandate sought under the proposed Ordinary Resolution 7 is to renew the existing general mandate granted to the Directors at the 29th AGM held on 20 June 2023 to issue shares pursuant to Sections 75 and 76 of the

NOTICE OF ANNUAL GENERAL MEETING

Companies Act 2016. As at the date of this notice, no new shares in the Company were issued under the existing general mandate, which will lapse at the conclusion of the 30th AGM and hence, no proceeds were raised.

The authority will provide flexibility for the Company to raise funds under the general mandate sought, through issuance and allotment of new shares, grant of rights to subscribe for shares, conversion of any security into shares or allotment of shares under an agreement or option or offer for purposes of funding for future investment project(s) and/or acquisitions of assets and/or working capital.

The Company is also seeking shareholders' approval to waive their statutory pre-emptive rights under Section 85 of the Act and to allow Company Directors to allot new shares without first offering them to existing shareholders in proportion to their holdings pursuant to the general mandate.

F. Agenda 9 – Retention of Datuk Mohd Nasir Bin Ali as an Independent Director

Datuk Mohd Nasir Bin Ali (Datuk Nasir) was appointed as an Independent Director of the Company on 17 October 2014 and has served the Board for a cumulative term of more than nine (9) years in this capacity. The Board of Directors of the Company through the Nomination Committee, after having assessed the independence of Datuk Nasir, regards him to be independent based amongst others, the following justifications, and recommends that Datuk Nasir be retained as an Independent Director of the Company subject to the approval from the shareholders of the Company through a two-tier voting process as described in the Guidance to Practice 5.3 of the Malaysian Code on Corporate Governance:-

- (a) Datuk Nasir has fulfilled the definition of an independent director as set out under Paragraph 1.01 of the Bursa Malaysia Securities Berhad Main Market Listing Requirements:-
- is not an executive director of the Company or any related corporation of the Company (each corporation is referred to as "said Corporation");
 - has not been within the last 3 years and is not an officer (except as an independent director) of the said Corporation ("officer" includes a director, secretary, employee, receiver who is also a manager not appointed by the Court, and liquidator not appointed by the Court or creditors);
 - is not a major shareholder of the said Corporation;
 - is not a family member of any executive director, officer or major shareholder of the said Corporation;
 - is not acting as a nominee or representative of any executive director or major shareholder of the said Corporation;
- has not been engaged as an adviser by the said Corporation under such circumstances as prescribed by the Exchange or is not presently a partner, director (except as an independent director) or major shareholder, as the case may be, of a firm or corporation which provides professional advisory services to the said Corporation under such circumstances as prescribed by the Exchange; or
 - has not engaged in any transaction with the said Corporation under such circumstances as prescribed by the Exchange or is not presently a partner, director or major shareholder, as the case may be, of a firm or corporation (other than subsidiaries of the Company) which has engaged in any transaction with the said Corporation under such circumstances as prescribed by the Exchange;
- (b) Datuk Nasir has not been involved in any business or other relationship which could hinder the exercise of independent judgement, objectivity or his ability to act in the best interests of the Company;
- (c) Datuk Nasir has no potential conflict of interest, whether business or non-business related with the Company;
- (d) Datuk Nasir has not established or maintained any significant personal or social relationship, whether direct or indirect, with the Managing Director/Chief Executive Officer and Executive Directors, major shareholders or management of the Company (including their family members) other than normal engagements and interactions on a professional level consistent with his duties and expected of him to carry out his duties as an independent director; and
- (e) Datuk Nasir does not derive any remuneration and other benefits apart from Directors' fees that are approved by shareholders.

STATEMENT ACCOMPANYING NOTICE OF 30TH ANNUAL GENERAL MEETING

(Pursuant to Paragraph 8.27(2) of Bursa Malaysia Securities Berhad Main Market Listing Requirements)

Pursuant to Paragraph 8.27(2) of the Main Market Listing Requirement of the Bursa Malaysia Securities Berhad, there are no individuals who are standing for election as Directors (excluding the above Directors who are standing for re-election or re-appointment) at the 30th AGM of the Company.

The proposed Ordinary Resolution 7 for the general mandate for the issue of securities is a renewal mandate. As of the date of this Notice, no new shares in the Company were issued pursuant to the mandate granted to the Directors of the Company at the last AGM held on 20 June 2023.

this page is intentionally left blank



E.A. TECHNIQUE (M) BERHAD
 Registration No: 199301001779 (256516-W)
 (Incorporated in Malaysia)

FORM OF PROXY

No. of shares held	
CDS Account No.	

I/We.....
 (Full Name as per NRIC/Certificate of Incorporation in block letters)

Company No. / NRIC No.

of
 (Full address)

being a member of E.A. TECHNIQUE (M) BERHAD ("the Company") hereby appoint: -

Full Name (in Block Letters)	NRIC/Passport No.	Proportion of Shareholdings	
		No. of Shares	%
Address:			

AND

Full Name (in Block Letters)	NRIC/Passport No.	Proportion of Shareholdings	
		No. of Shares	%
Address:			

or failing him/her, the Chairperson of the Meeting, as my/our proxy/proxies to vote for me/us and on my/our behalf at the 30th Annual General Meeting of the Company which will be held at Key 2, Level 7, St. Giles Southkey Johor Bahru Hotel, Mid Valley Southkey, 1, Persiaran Southkey 1, Kota Southkey, 80150 Johor Bahru, Johor, Malaysia on Monday, 24 June 2024 at 12:00 p.m. or any adjournment thereof, and to vote as indicated below:

RESOLUTIONS	For	Against	Abstain
1. To re-elect Aziah Binti Ahmad as Director			
2. To ratify the payment of Directors' Fees from 1 January 2024 until the conclusion of the 30 th AGM			
3. To approve the payment of Directors' Fees from the conclusion of the 30 th AGM until the conclusion of the next AGM.			
4. To approve the payment of Other Directors' Remuneration.			
5. To approve the Directors' Benefits payable.			
6. To re-appoint KPMG PLT as Auditor and to authorise the Directors to fix their remuneration.			
7. To authorise Directors to issue and allot shares of up to 10% of the total number of issued shares pursuant to Sections 75 and 76 of the Companies Act 2016.			
8. Retention of Datuk Mohd Nasir Bin Ali as an Independent Director.			

(Please indicate with a ("X") in the appropriate box whether you wish your vote to be cast for or against the resolution. In the absence of specific direction, your proxy will vote or abstain as he/she thinks fit.)

Date	
Contact No.	

.....
 Signature/Common Seal of Shareholder

NOTES:

Record of Depositors

1. For the purpose of determining who shall be entitled to participate in this AGM, the Company shall be requesting Bursa Malaysia Depository Sdn. Bhd. to make available to the Company, the Record of Depositors as at 14 June 2024. Only a member whose name appears on this Record of Depositors shall be entitled to participate in this AGM.

Appointment of Proxy

2. A member who is entitled to participate in this AGM is entitled to appoint a proxy or attorney or in the case of a corporation, to appoint a duly authorised representative to participate in his/her place. A proxy may but need not be a member of the Company.
3. A member of the Company who is entitled to attend and vote at a general meeting of the Company may appoint not more than two (2) proxies to participate instead of the member at the AGM.
4. If two (2) proxies are appointed, the entitlement of those proxies to vote on a show of hands shall be in accordance with the listing requirements of the stock exchange.
5. Where a member of the Company is an authorised nominee as defined in the Securities Industry (Central Depositories) Act 1991 ("Central Depositories Act"), it may appoint not more than two (2) proxies in respect of each securities account it holds in ordinary shares of the Company standing to the credit of the said securities account.

Please fold along this line (1)

6. Where a member of the Company is an exempt authorised nominee which holds ordinary shares in the Company for multiple beneficial owners in one securities account ("omnibus account"), there is no limit to the number of proxies which the exempt authorised nominee may appoint in respect of each omnibus account it holds. An exempt authorised nominee refers to an authorised nominee defined under the Central Depositories Act which is exempted from compliance with the provisions of Section 25A (1) of the Central Depositories Act.
7. Where a member appoints more than one (1) proxy, the proportion of shareholdings to be represented by each proxy must be specified in the instrument appointing the proxies.
8. The appointment of a proxy may be made in a hard copy form or by electronic means in the following manner and must be received by the Company not less than forty-eight (48) hours before the time appointed for holding the AGM or adjourned general meetings at which the person named in the appointment proposes to vote:
 - (i) In hard copy form

The proxy form must be deposited at the office of the Poll Administrator, Tricor Investor & Issuing House Services Sdn. Bhd. at Unit 32-01, Level 32, Tower A, Vertical Business Suite, Avenue 3, Bangsar South, No. 8, Jalan Kerinchi, 59200 Kuala Lumpur, Wilayah Persekutuan, Malaysia or alternatively, the Customer Service Centre at Unit G-3, Ground Floor, Vertical Podium, Avenue 3, Bangsar South, No. 8, Jalan Kerinchi, 59200 Kuala Lumpur, Malaysia.

STAMP

E.A. Technique (M) Berhad

Tricor Investor & Issuing House Services Sdn Bhd
Unit 32-01, Level 32
Tower A, Vertical Business Suite
Avenue 3, Bangsar South
No. 8, Jalan Kerinchi
59200 Kuala Lumpur
Malaysia

Please fold along this line (2)

(ii) By electronic form

The proxy form can be electronically lodged with the Poll Administrator of the Company via TIH Online at <https://tiah.online> (applicable to individual shareholders only). Kindly refer to the Annexure to the proxy form – Electronic Submission of Proxy Form via TIH Online for General Meeting.

9. Please ensure ALL the particulars as required in the proxy form are completed, signed, and dated accordingly.
10. Last date and time for lodging the proxy form is **Saturday, 22 June 2024 at 12.00 p.m.**
11. Any authority pursuant to which such an appointment is made by a power of attorney must be deposited at the office of the Poll Administrator, Tricor Investor & Issuing House Services Sdn. Bhd. at Unit 32-01, Level 32, Tower A, Vertical Business Suite, Avenue 3, Bangsar South, No. 8, Jalan Kerinchi, 59200 Kuala Lumpur, Wilayah Persekutuan, Malaysia, not less than forty-eight (48) hours before the time appointed for holding the AGM or adjourned general meetings at which the person named in the appointment proposes to vote. A copy of the power of attorney may be accepted provided that it is certified notarially and/or in accordance with the applicable legal requirements in the relevant jurisdiction in which it is executed.

12. For a corporate member who has appointed a representative, please deposit the **ORIGINAL** certificate of appointment with the Poll Administrator of the Company at Tricor Investor & Issuing House Services Sdn. Bhd. at Unit 32-01, Level 32, Tower A, Vertical Business Suite, Avenue 3, Bangsar South, No. 8, Jalan Kerinchi, 59200 Kuala Lumpur, Wilayah Persekutuan, Malaysia. The certificate of appointment should be executed in the following manner:
 - (i) If the corporate member has a common seal, the certificate of appointment should be executed under seal in accordance with the constitution of the corporate member.
 - (ii) If the corporate member does not have a common seal, the certificate of appointment should be affixed with the rubber stamp of the corporate member (if any) and executed by:
 - (a) at least two (2) authorised officers, of whom one shall be a director; or
 - (b) any director and/or authorised officers in accordance with the laws of the country under which the corporate member is incorporated.

PERSONAL DATA PRIVACY

By submitting the duly executed Proxy Form, the member, and his/her proxy consent to the Company (and/or its agents/service providers) collecting, using, and disclosing the personal data therein in accordance with the Personal Data Protection Act 2010, for the purpose of the 30th AGM, and any adjournment thereof.

www.eatechnique.com.my

E.A. TECHNIQUE (M) BERHAD

199301081779 (256516-W)

SETIAWANGSA BUSINESS SUITE
UNIT C-3A-3A, JALAN SETIAWANGSA 11
TAMAN SETIAWANGSA
54200 KUALA LUMPUR, MALAYSIA
TEL : +603 4252 5422
FAX : +603 4252 2163
EMAIL : eat@eatechnique.com.my